



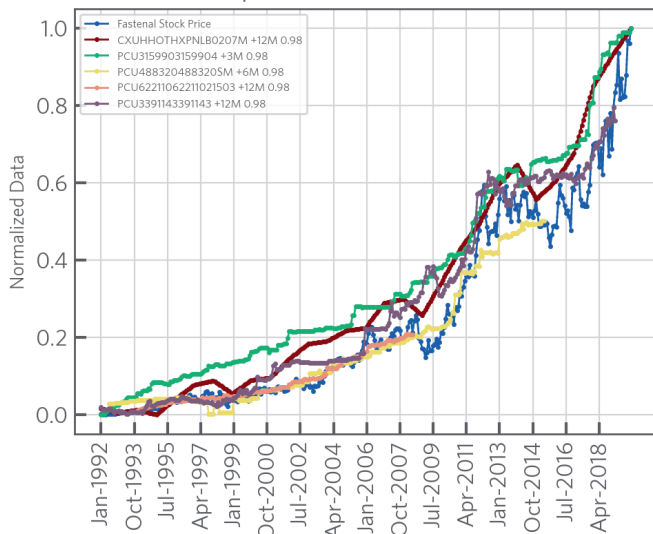
DISTILL ^[IQ]

Lab Report

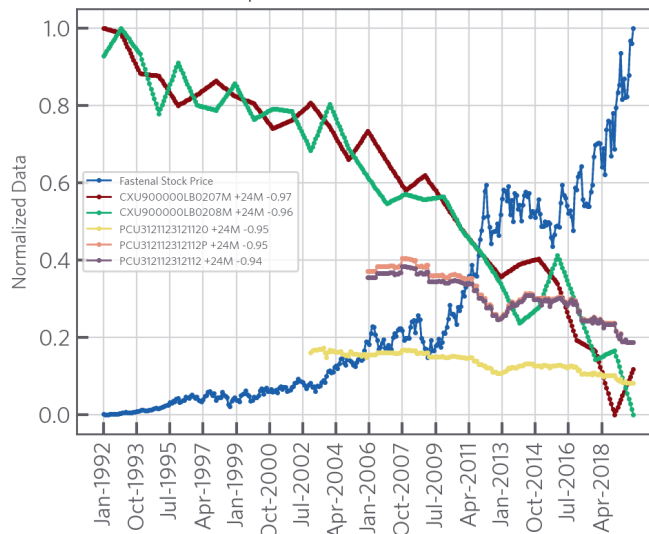
Fastenal Stock Price

2024-02-18

Top 5 Positive Correlations



Top 5 Inverse Correlations



| Correlation | Series ID | Offset | Series Name |
|-------------|----------------------|--------------|--|
| 0.98 | CXUHHOTHXPNLB0207M | +12M Lagging | Other household expenses by Income Range: \$30,000 to \$39,999 befo. |
| 0.98 | PCU3159903159904 | +3M Lagging | PPI industry data for Accessories and other apparel manufacturing-Hat. |
| 0.98 | PCU488320488320SM | +6M Lagging | PPI industry data for Marine cargo handling-Other receipts, not seasona. |
| 0.98 | PCU62211062211021503 | +12M Lagging | PPI industry data for General medical and surgical hospitals-Prv ins & al. |
| 0.98 | PCU3391143391143 | +12M Lagging | PPI industry data for Dental equipment and supplies mfg-Dental laborat. |
| -0.97 | CXU900000LB0207M | +24M Lagging | Wages and salaries by Income Range: \$30,000 to \$39,999 before tax i. |
| -0.96 | CXU900000LB0208M | +24M Lagging | Wages and salaries by Income Range: \$40,000 to \$49,999 before tax i. |
| -0.95 | PCU3121123121120 | +24M Lagging | PPI industry data for Bottled water manufacturing-Bottled water, not se. |
| -0.95 | PCU312112312112P | +24M Lagging | PPI industry data for Bottled water manufacturing-Primary products, no. |
| -0.94 | PCU312112312112 | +24M Lagging | PPI industry data for Bottled water manufacturing, not seasonally adjust. |



| # | Correlation | Series ID | Offset | Series Name |
|----|-------------|----------------------|--------------|--|
| 1 | 0.98 | CXUHHOTHXPNLB0207M | +12M Lagging | Other household expenses by Income Range: \$30,000 to \$39,999 befo. |
| 2 | 0.98 | PCU3159903159904 | +3M Lagging | PPI industry data for Accessories and other apparel manufacturing-Hat. |
| 3 | 0.98 | PCU488320488320SM | +6M Lagging | PPI industry data for Marine cargo handling-Other receipts, not seasona. |
| 4 | 0.98 | PCU62211062211021503 | +12M Lagging | PPI industry data for General medical and surgical hospitals-Prv ins & al. |
| 5 | 0.98 | PCU3391143391143 | +12M Lagging | PPI industry data for Dental equipment and supplies mfg-Dental laborat. |
| 6 | 0.98 | PCU62211062211020903 | +9M Lagging | PPI industry data for General medical and surgical hospitals-Priv ins & a. |
| 7 | 0.98 | CXUHHOTHXPNLB0208M | +9M Lagging | Other household expenses by Income Range: \$40,000 to \$49,999 befo. |
| 8 | 0.98 | PCU3399203399205 | +24M Lagging | PPI industry data for Sporting and athletic goods mfg-Playground equip. |
| 9 | 0.98 | PCU6222106222103 | -24M Leading | PPI industry data for Psychiatric and substance abuse hospitals-Psychia. |
| 10 | 0.98 | PCU62211062211021203 | +12M Lagging | PPI industry data for General medical and surgical hospitals-Private ins. |
| 11 | 0.98 | PCU622210622210 | -24M Leading | PPI industry data for Psychiatric and substance abuse hospitals, not sea. |
| 12 | 0.98 | PCU622210622210P | -24M Leading | PPI industry data for Psychiatric and substance abuse hospitals-Primary. |
| 13 | 0.98 | PCU33631033631031 | -3M Leading | PPI industry data for Motor vehicle gasoline engine and engine parts mf. |
| 14 | 0.97 | PCU62211062211021103 | +24M Lagging | PPI industry data for General medical and surgical hospitals-Private ins. |
| 15 | 0.97 | PCU325412325412 | +24M Lagging | PPI industry data for Pharmaceutical preparation manufacturing, not se. |
| 16 | 0.97 | PCU3254--3254-- | +24M Lagging | PPI industry group data for Pharmaceutical and medicine mfg, not seaso. |
| 17 | 0.97 | PCU31599-31599- | -3M Leading | PPI industry data for Accessories and other apparel manufacturing, not. |
| 18 | 0.97 | PCU3159--3159-- | -3M Leading | PPI industry group data for Accessories and other apparel manufacturin. |
| 19 | 0.97 | PCU325412325412P | +24M Lagging | PPI industry data for Pharmaceutical preparation manufacturing-Primar. |
| 20 | 0.97 | PCU62211062211021603 | +24M Lagging | PPI industry data for General medical and surgical hospitals-Prv ins & al. |
| 21 | 0.97 | PCU62211062211021303 | +12M Lagging | PPI industry data for General medical and surgical hospitals-Private ins. |
| 22 | 0.97 | PCU339920339920 | -24M Leading | PPI industry data for Sporting and athletic goods mfg, not seasonally adj. |
| 23 | 0.97 | PCU3362143362145 | +12M Lagging | PPI industry data for Travel trailer and camper mfg-Camping trailers, ca. |
| 24 | 0.97 | PCU332510332510A | +9M Lagging | PPI industry data for Hardware mfg-All other miscellaneous hardware. |
| 25 | 0.97 | CUUR0000SEHG01 | +24M Lagging | Water and sewerage maintenance in U.S. city average, all urban consu. |



| # | Correlation | Series ID | Offset | Series Name |
|----|-------------|----------------------|--------------|---|
| 26 | 0.97 | PCU4921104921102 | 0M Tracking | PPI industry data for Couriers and express delivery services-Expedited c. |
| 27 | 0.97 | PCU332510332510M | +24M Lagging | PPI industry data for Hardware mfg-Miscellaneous receipts, not season. |
| 28 | 0.97 | PCU339114339114P | 0M Tracking | PPI industry data for Dental equipment and supplies mfg-Primary produ. |
| 29 | 0.97 | CXUHHOTHXPNLB0206M | 0M Tracking | Other household expenses by Income Range: \$20,000 to \$29,999 befo. |
| 30 | 0.97 | PCU488320488320 | +24M Lagging | PPI industry data for Marine cargo handling, not seasonally adjusted |
| 31 | 0.97 | CXUPETSPLAYLB0702M | +24M Lagging | Pets, toys, and playground equipment by Number of Earners: Single Con. |
| 32 | 0.97 | PCU339115339115M | +24M Lagging | PPI industry data for Ophthalmic goods mfg-Miscellaneous receipts, no. |
| 33 | 0.97 | PCU492110492110201 | -3M Leading | PPI industry data for Couriers and express delivery services-Domestic e. |
| 34 | 0.97 | PCU339115339115P | -3M Leading | PPI industry data for Ophthalmic goods mfg-Primary products, not seas. |
| 35 | 0.97 | CXUWATERLB0207M | +24M Lagging | Water and other public services by Income Range: \$30,000 to \$39,999. |
| 36 | 0.97 | PCU325414325414T7 | +6M Lagging | PPI industry data for Other biological product manufacturing-Other biol. |
| 37 | 0.97 | PCU3162103162102 | -12M Leading | PPI industry data for Footwear manufacturing-Men's footwear (size 6 a. |
| 38 | 0.97 | PCU33621433621453 | +24M Lagging | PPI industry data for Travel trailer and camper mfg-Other parts and co. |
| 39 | 0.97 | PCU441110441110SM | 0M Tracking | PPI industry data for New car dealers-Other receipts, not seasonally adj. |
| 40 | 0.97 | PCU6222--6222-- | -24M Leading | PPI industry group data for Psychiatric and substance abuse hospitals, n. |
| 41 | 0.97 | PCU62221-62221- | -24M Leading | PPI industry data for Psychiatric and substance abuse hospitals, not sea. |
| 42 | 0.97 | PCU3162103162105 | -24M Leading | PPI industry data for Footwear manufacturing-Women's footwear (size. |
| 43 | 0.97 | EIUIR40 | 0M Tracking | Monthly import price index for BEA End Use 40, Nondurables, manufac. |
| 44 | 0.97 | PCU33992-33992- | -24M Leading | PPI industry data for Sporting & athletic goods mfg, not seasonally adju. |
| 45 | 0.97 | PCU32541232541241123 | +12M Lagging | PPI industry data for Pharmaceutical preparation manufacturing-Other. |
| 46 | 0.97 | PCU3362143362141 | -24M Leading | PPI industry data for Travel trailer and camper mfg-Travel trailers, not s. |
| 47 | 0.97 | CXUPHONELB0216M | -12M Leading | Telephone services by Income Range: \$120,000 to \$149,999 before tax. |
| 48 | 0.97 | PCU3254123254121112 | -24M Leading | PPI industry data for Pharmaceutical preparation manufacturing-Insulin. |
| 49 | 0.97 | PCU3118113118110 | +24M Lagging | PPI industry data for Retail bakeries-Retail bakery products, not seasona. |
| 50 | 0.97 | PCU311811311811P | +24M Lagging | PPI industry data for Retail bakeries-Primary products, not seasonally a. |



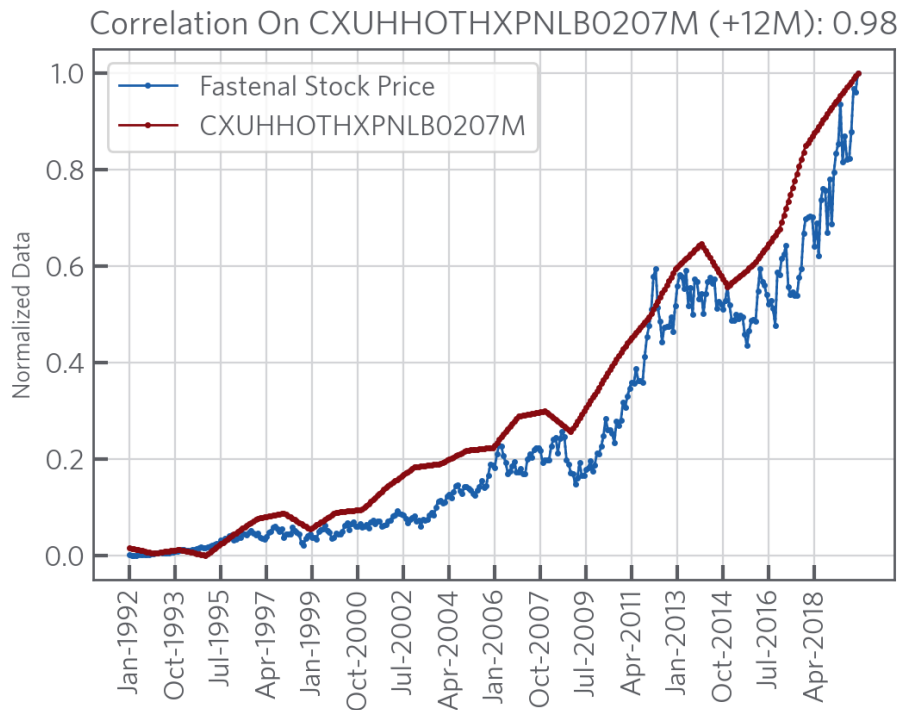
| # | Correlation | Series ID | Offset | Series Name |
|----|-------------|----------------------|--------------|---|
| 51 | 0.97 | PCU4921104921101 | -3M Leading | PPI industry data for Couriers and express delivery services-Standard c. |
| 52 | 0.97 | PCU339115339115 | -3M Leading | PPI industry data for Ophthalmic goods mfg, not seasonally adjusted |
| 53 | 0.97 | PCU493120493120P | +12M Lagging | PPI industry data for Refrigerated warehousing and storage-Primary ser. |
| 54 | 0.97 | PCU62211062211020103 | +12M Lagging | PPI industry data for General medical and surgical hospitals-Private ins. |
| 55 | 0.97 | CXUPETSPLAYLB1103M | +24M Lagging | Pets, toys, and playground equipment by Census Region: Region of resid. |
| 56 | 0.97 | PCU3391143391141 | 0M Tracking | PPI industry data for Dental equipment and supplies mfg-Dental profes. |
| 57 | 0.97 | PCU488320488320P | +12M Lagging | PPI industry data for Marine cargo handling-Primary services, not seaso. |
| 58 | 0.97 | PCU4931204931202 | +12M Lagging | PPI industry data for Refrigerated warehousing and storage-Warehousei. |
| 59 | 0.97 | PCU32541232541241121 | 0M Tracking | PPI industry data for Pharmaceutical preparation manufacturing-Antide. |
| 60 | 0.97 | PCU493120493120 | +12M Lagging | PPI industry data for Refrigerated warehousing and storage, not season. |
| 61 | 0.97 | CUUR0000SETE | +12M Lagging | Motor vehicle insurance in U.S. city average, all urban consumers, not s. |
| 62 | 0.97 | CUUR0000SEMD01 | +24M Lagging | Hospital services in U.S. city average, all urban consumers, not seasonal. |
| 63 | 0.97 | CXUHLTHINSRLB0208M | +24M Lagging | Health insurance by Income Range: \$40,000 to \$49,999 before tax inc. |
| 64 | 0.97 | PCU3254123254121113 | +24M Lagging | PPI industry data for Pharmaceutical preparation manufacturing-Other. |
| 65 | 0.97 | CUUR0000SEMD | +24M Lagging | Hospital and related services in U.S. city average, all urban consumers. |
| 66 | 0.96 | CUUR0000SEFV04 | +24M Lagging | Food from vending machines and mobile vendors in U.S. city average, al. |
| 67 | 0.96 | PCU315250315250312 | -24M Leading | PPI industry data for Cut and sew apparel manufacturing (except contra. |
| 68 | 0.96 | PCU49111049111081 | +24M Lagging | PPI industry data for U.S. Postal Service-Domestic priority mail, not sea. |
| 69 | 0.96 | PCU31599031599041 | +9M Lagging | PPI industry data for Accessories and other apparel manufacturing-Men. |
| 70 | 0.96 | CUUR0000SEHG | +12M Lagging | Water and sewer and trash collection services in U.S. city average, all ur. |
| 71 | 0.96 | PCU3219913219911 | -12M Leading | PPI industry data for Manufactured home, mobile home, manufacturing. |
| 72 | 0.96 | PCU339114339114 | 0M Tracking | PPI industry data for Dental equipment and supplies mfg, not seasonally. |
| 73 | 0.96 | CXUWATERLB0208M | +6M Lagging | Water and other public services by Income Range: \$40,000 to \$49,999. |
| 74 | 0.96 | PCU484122484122 | 0M Tracking | PPI industry data for General freight trucking, long-distance LTL, not sea. |
| 75 | 0.96 | PCU3254123254124 | -3M Leading | PPI industry data for Pharmaceutical preparation manufacturing-Pharm. |



| # | Correlation | Series ID | Offset | Series Name |
|-----|-------------|--------------------|--------------|---|
| 76 | 0.96 | PCU321991321991 | -12M Leading | PPI industry data for Manufactured home, mobile home, manufacturing. |
| 77 | 0.96 | PCU321991321991P | -12M Leading | PPI industry data for Manufactured home, mobile home, manufacturing. |
| 78 | 0.96 | CXUHEALTHLB0208M | +24M Lagging | Healthcare by Income Range: \$40,000 to \$49,999 before tax income |
| 79 | 0.96 | CXU980060LB0208M | -6M Leading | Adults 65 and older by Income Range: \$40,000 to \$49,999 before tax i. |
| 80 | 0.96 | PCU325412325412S | -24M Leading | PPI industry data for Pharmaceutical preparation manufacturing-Seco. |
| 81 | 0.96 | PCU33911433911412 | 0M Tracking | PPI industry data for Dental equipment and supplies mfg-Professional d. |
| 82 | 0.96 | PCU3121203121205 | +12M Lagging | PPI industry data for Breweries-Bottled beer and ale case goods, not sea. |
| 83 | 0.96 | CXUHLTHINSRLB0207M | +24M Lagging | Health insurance by Income Range: \$30,000 to \$39,999 before tax inc. |
| 84 | 0.96 | PCU31599031599045 | +6M Lagging | PPI industry data for Accessories and other apparel manufacturing-Hat. |
| 85 | 0.96 | PCU48412-48412- | 0M Tracking | PPI industry data for General freight trucking, long-distance, not season. |
| 86 | 0.96 | PCU337110337110H | -24M Leading | PPI industry data for Wood kitchen cabinet and countertop mfg-Custo. |
| 87 | 0.96 | CXUWELFARELB0208M | +24M Lagging | Public assist., suplmntl. secrty. income, SNAP by Income Range: \$40,00. |
| 88 | 0.96 | CXUWELFARELB0205M | +24M Lagging | Public assist., suplmntl. secrty. income, SNAP by Income Range: \$15,00. |
| 89 | 0.96 | CXUPETSPLAYLB0407M | +24M Lagging | Pets, toys, and playground equipment by Age: Reference person age 65. |
| 90 | 0.96 | CXUPETSPLAYLB0406M | +24M Lagging | Pets, toys, and playground equipment by Age: Reference person from a. |
| 91 | 0.96 | PCU33712133712113 | +12M Lagging | PPI industry data for Upholstered household furniture mfg-Upholstered. |
| 92 | 0.96 | CUUR0000SS68021 | -6M Leading | Checking account and other bank services in U.S. city average, all urban. |
| 93 | 0.96 | CXURNTDWELLB0208M | -24M Leading | Rented dwellings by Income Range: \$40,000 to \$49,999 before tax inc. |
| 94 | 0.96 | PCU561720561720SM | +24M Lagging | PPI industry data for Janitorial services-Other receipts, not seasonally a. |
| 95 | 0.96 | PCU5241--5241-- | +9M Lagging | PPI industry group data for Insurance carriers, not seasonally adjusted |
| 96 | 0.96 | PCU524---524--- | +9M Lagging | PPI industry sub-sector data for Insurance carriers and related activities. |
| 97 | 0.96 | CUUR0000SEHP04 | -3M Leading | Repair of household items in U.S. city average, all urban consumers, not. |
| 98 | 0.96 | PCU3152--3152-- | -9M Leading | PPI industry group data for Cut and sew apparel manufacturing, not sea. |
| 99 | 0.96 | PCU315---315--- | -6M Leading | PPI industry sub-sector data for Apparel manufacturing, not seasonally. |
| 100 | 0.96 | PCU321992321992S | -12M Leading | PPI industry data for Prefabricated wood building manufacturing-Seco. |



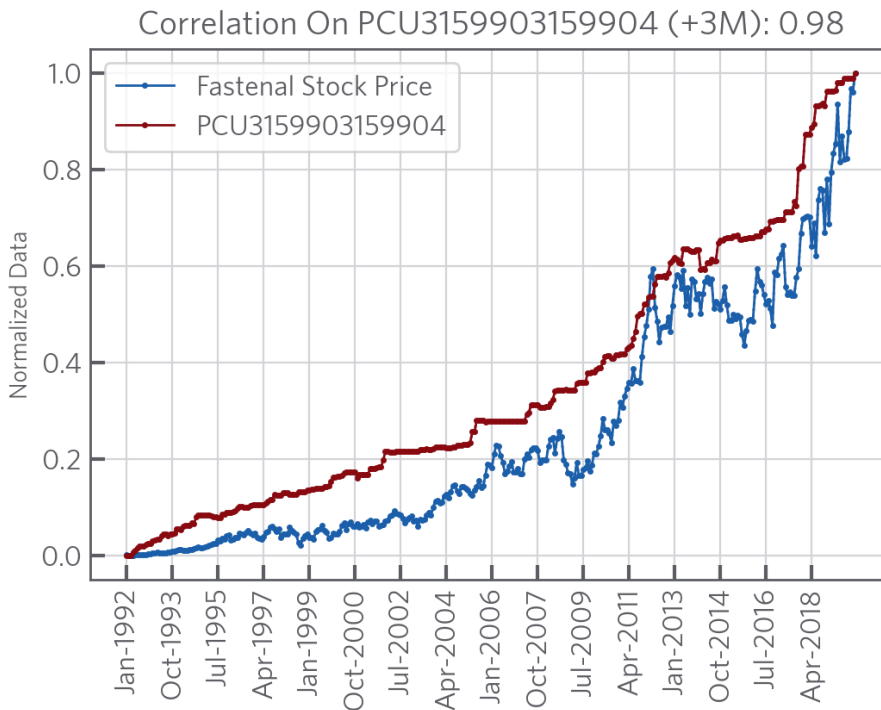
NAME: Other household expenses by Income Range: \$30,000 to \$39,999 before tax income
 TOP CATEGORY*: Rental and Leasing Services | SUB CATEGORY*: Consumer Goods Rental
 SOURCE: U.S. Bureau of Labor Statistics (bls.gov) | DATASET: CEX | FREQUENCY: Annually | LAST UPDATED: 2024-02-14 21:28:34 UTC



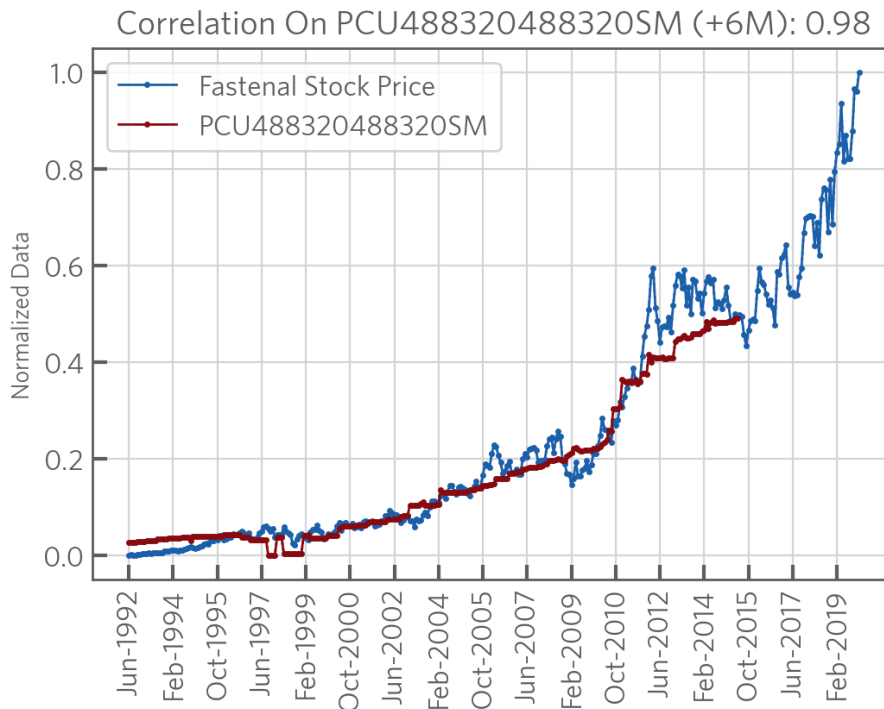
NAME: PPI industry data for Accessories and other apparel manufacturing-Hats, caps, and millinery products, not seasonally adjusted

TOP CATEGORY*: Apparel Manufacturing | SUB CATEGORY*: Apparel Accessories and Other Apparel Manufacturing

SOURCE: U.S. Bureau of Labor Statistics (bls.gov) | DATASET: PPI | FREQUENCY: Monthly | LAST UPDATED: 2024-02-17 21:55:49 UTC



NAME: PPI industry data for Marine cargo handling-Other receipts, not seasonally adjusted
 TOP CATEGORY*: Transportation Equipment Manufacturing | SUB CATEGORY*: Ship and Boat Building
 SOURCE: U.S. Bureau of Labor Statistics (bls.gov) | DATASET: PPI | FREQUENCY: Monthly | LAST UPDATED: 2024-02-17
 22:04:22 UTC

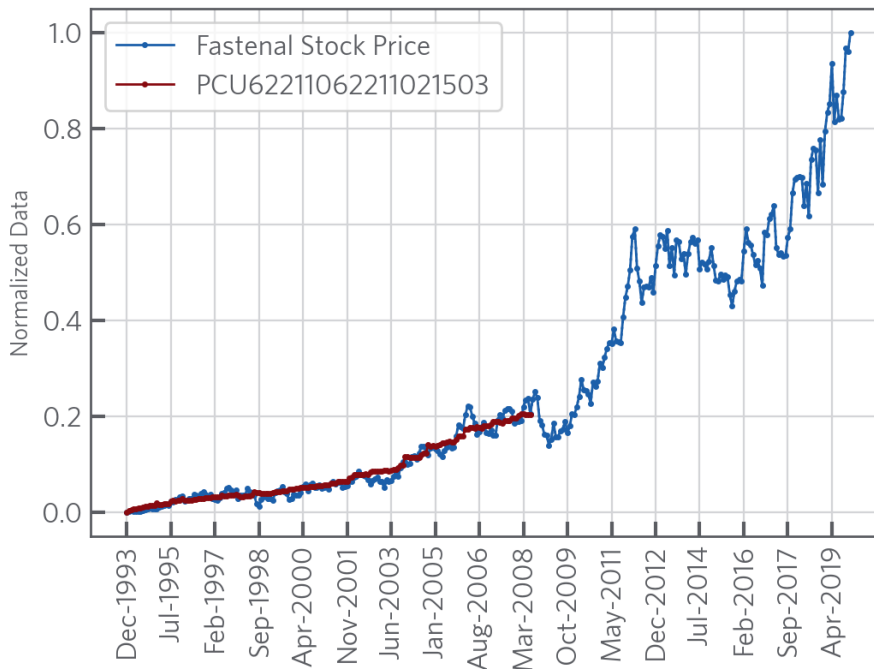


NAME: PPI industry data for General medical and surgical hospitals-Prv ins & all other patients: pregnancy, childbirth and the puerperium, not seasonally adjusted

TOP CATEGORY*: Hospitals | SUB CATEGORY*: General Medical and Surgical Hospitals

SOURCE: U.S. Bureau of Labor Statistics (bls.gov) | DATASET: PPI | FREQUENCY: Monthly | LAST UPDATED: 2024-02-17 22:05:58 UTC

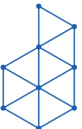
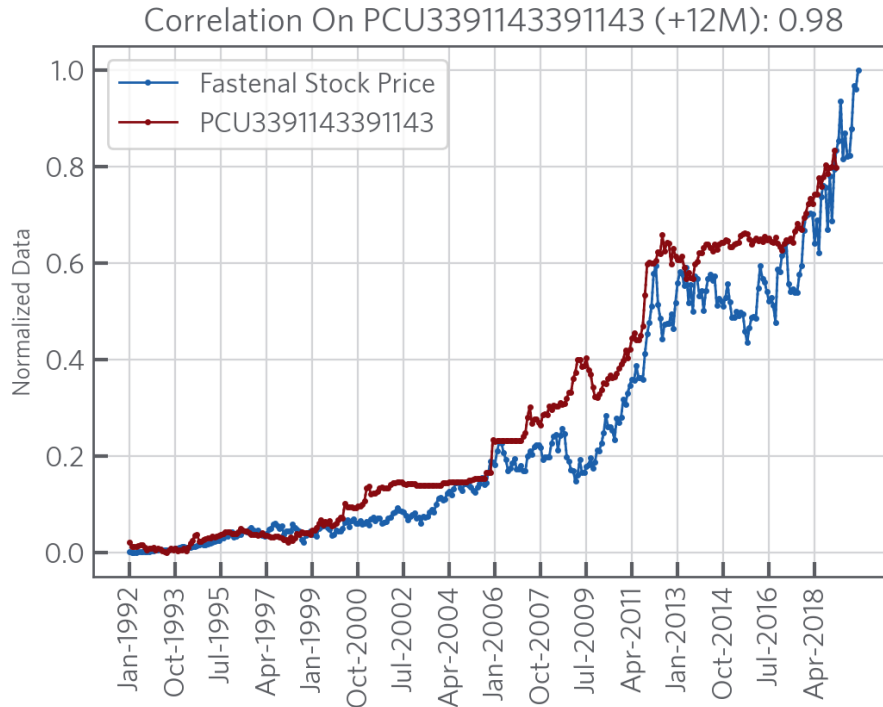
Correlation On PCU62211062211021503 (+12M): 0.98



NAME: PPI industry data for Dental equipment and supplies mfg-Dental laboratory equipment and supplies, not seasonally adjusted

TOP CATEGORY*: Miscellaneous Manufacturing | SUB CATEGORY*: Medical Equipment and Supplies Manufacturing

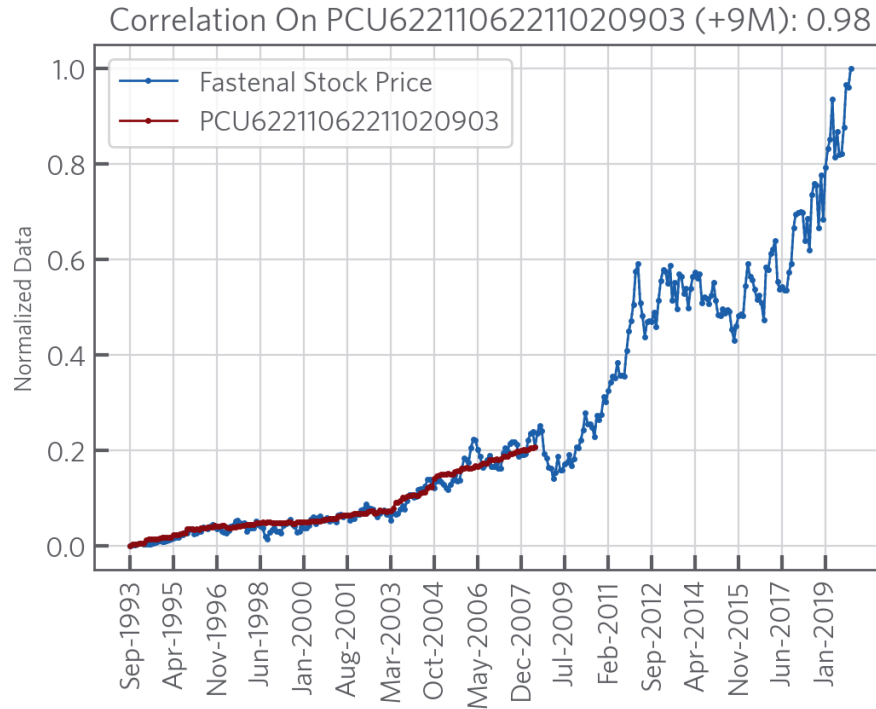
SOURCE: U.S. Bureau of Labor Statistics (bls.gov) | DATASET: PPI | FREQUENCY: Monthly | LAST UPDATED: 2024-02-17 22:02:37 UTC



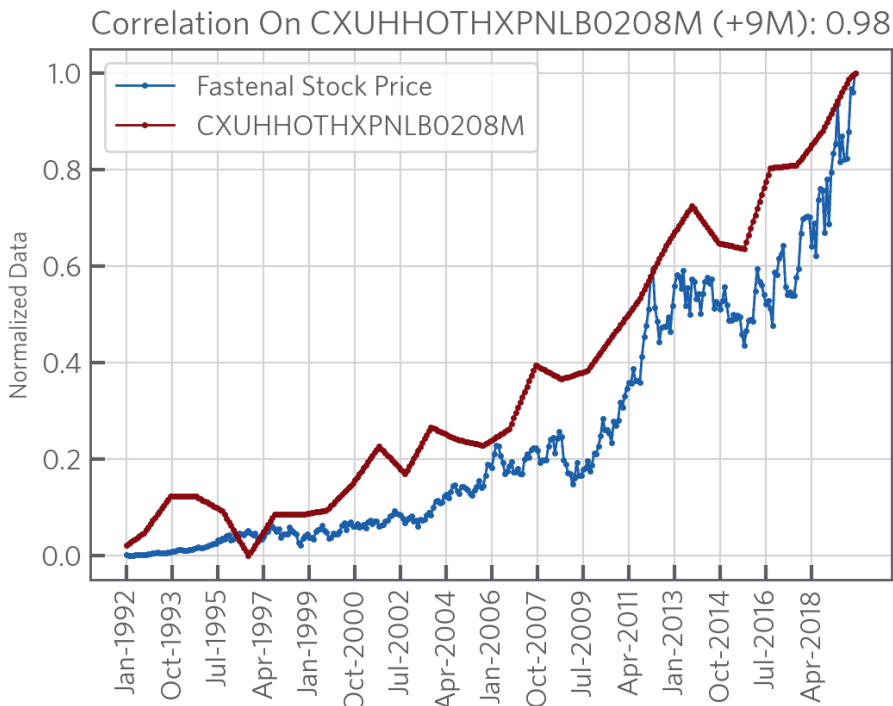
NAME: PPI industry data for General medical and surgical hospitals-Priv ins & all other patients: diseases of the circulatory system, not seasonally adjusted

TOP CATEGORY*: Hospitals | SUB CATEGORY*: General Medical and Surgical Hospitals

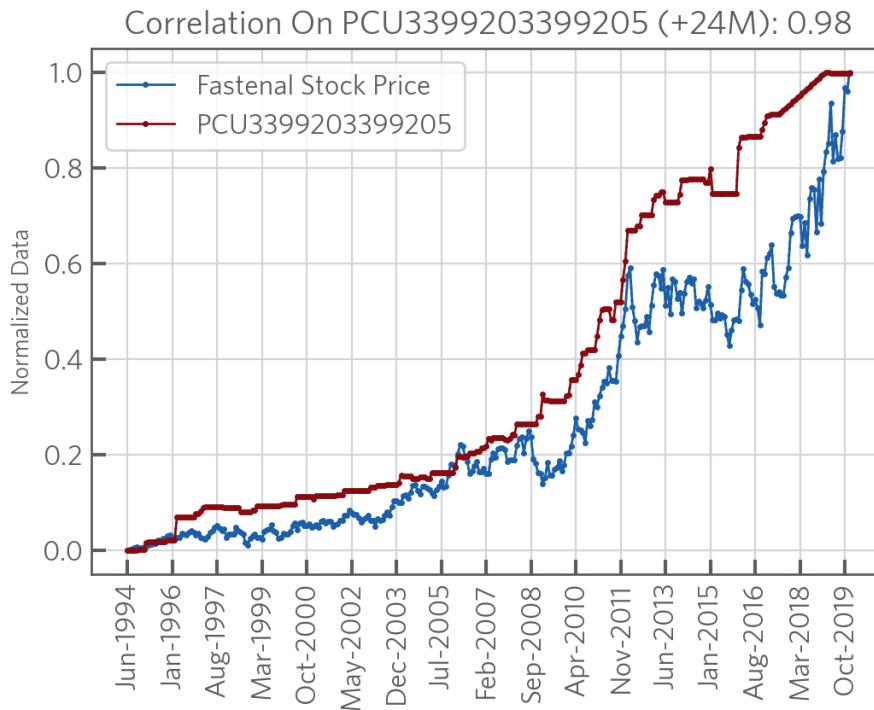
SOURCE: U.S. Bureau of Labor Statistics (bls.gov) | DATASET: PPI | FREQUENCY: Monthly | LAST UPDATED: 2024-02-17 22:05:50 UTC



NAME: Other household expenses by Income Range: \$40,000 to \$49,999 before tax income
 TOP CATEGORY*: Rental and Leasing Services | SUB CATEGORY*: Consumer Goods Rental
 SOURCE: U.S. Bureau of Labor Statistics (bls.gov) | DATASET: CEX | FREQUENCY: Annually | LAST UPDATED: 2024-02-14 21:28:34 UTC



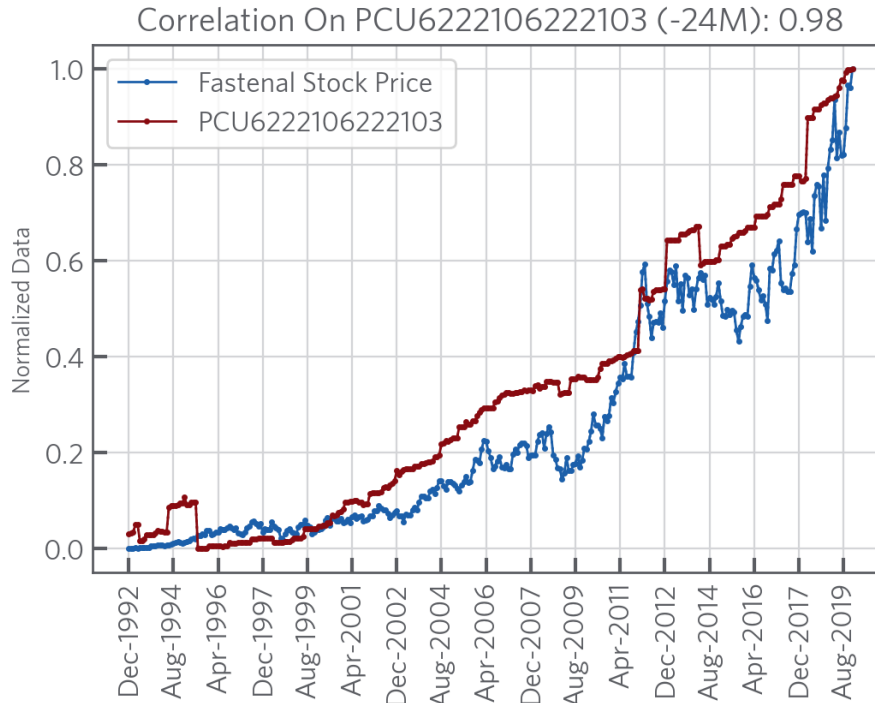
NAME: PPI industry data for Sporting and athletic goods mfg-Playground equipment, not seasonally adjusted
 TOP CATEGORY*: Building Material and Garden Equipment and Supplies Dealers | SUB CATEGORY*: Lawn and Garden Equipment and Supplies Retailers
 SOURCE: U.S. Bureau of Labor Statistics (bls.gov) | DATASET: PPI | FREQUENCY: Monthly | LAST UPDATED: 2024-02-17 22:02:46 UTC



NAME: PPI industry data for Psychiatric and substance abuse hospitals-Psychiatric hospitals, not seasonally adjusted

TOP CATEGORY*: Hospitals | SUB CATEGORY*: Psychiatric and Substance Abuse Hospitals

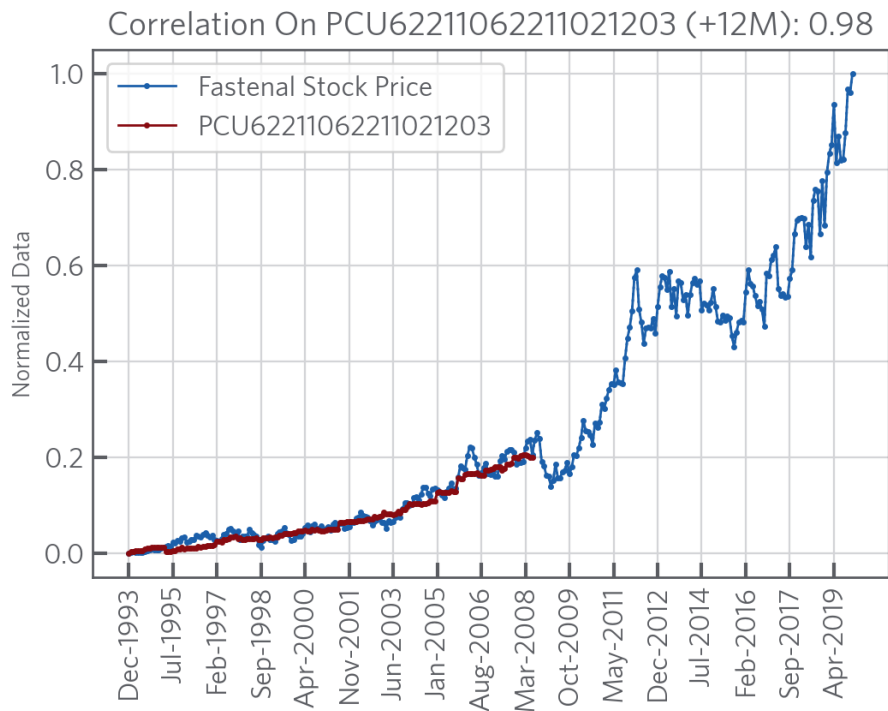
SOURCE: U.S. Bureau of Labor Statistics (bls.gov) | DATASET: PPI | FREQUENCY: Monthly | LAST UPDATED: 2024-02-17 22:05:58 UTC



NAME: PPI industry data for General medical and surgical hospitals-Private ins & all other patients: diseases of the skin and subcutaneous tissue, not seasonally adjusted

TOP CATEGORY*: Hospitals | SUB CATEGORY*: General Medical and Surgical Hospitals

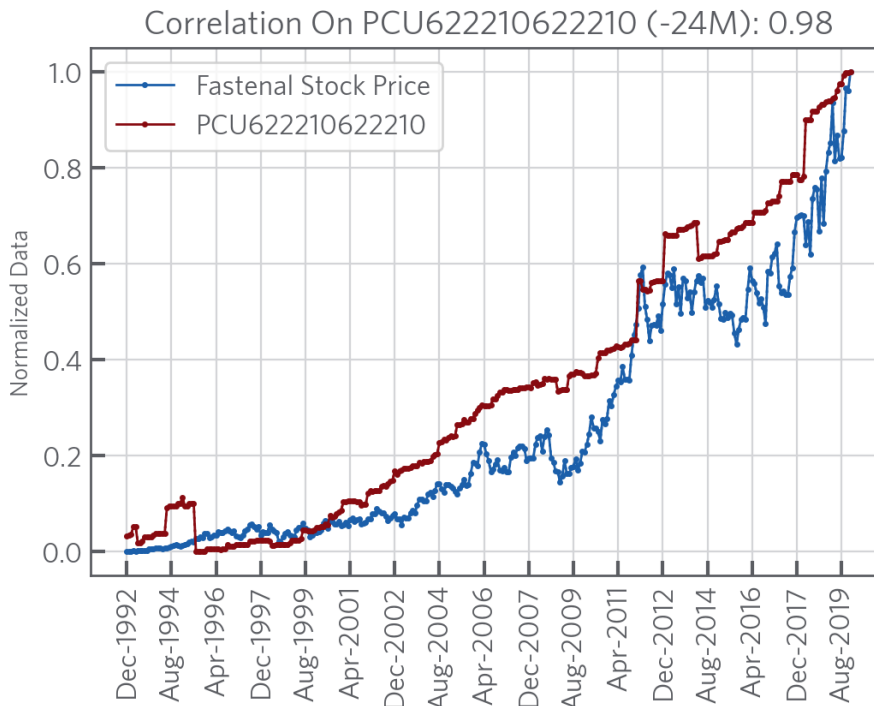
SOURCE: U.S. Bureau of Labor Statistics (bls.gov) | DATASET: PPI | FREQUENCY: Monthly | LAST UPDATED: 2024-02-17 22:05:50 UTC



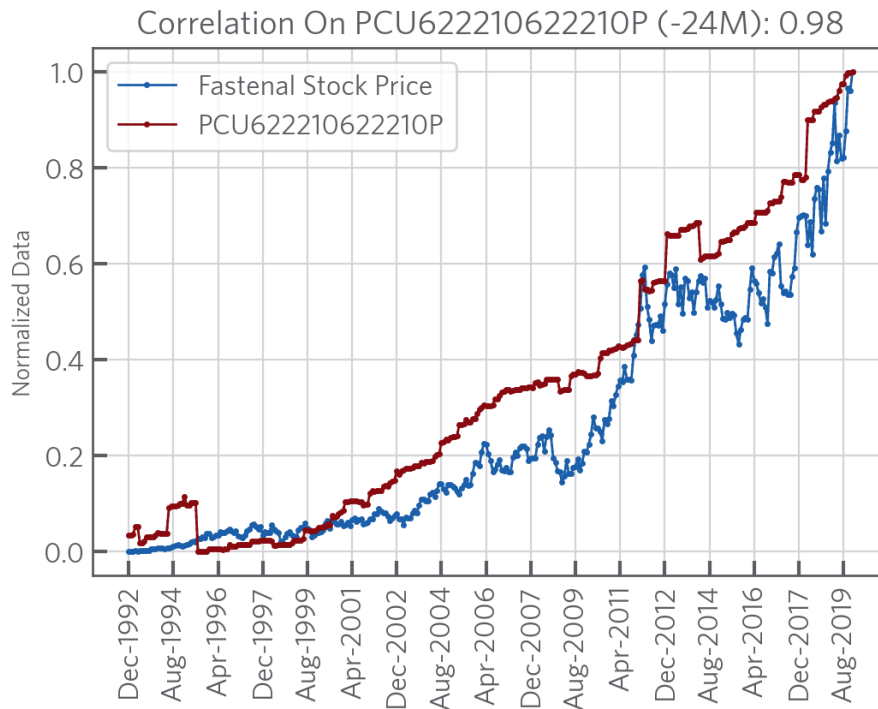
NAME: PPI industry data for Psychiatric and substance abuse hospitals, not seasonally adjusted

TOP CATEGORY*: Hospitals | SUB CATEGORY*: Psychiatric and Substance Abuse Hospitals

SOURCE: U.S. Bureau of Labor Statistics (bls.gov) | DATASET: PPI | FREQUENCY: Monthly | LAST UPDATED: 2024-02-17 22:05:58 UTC



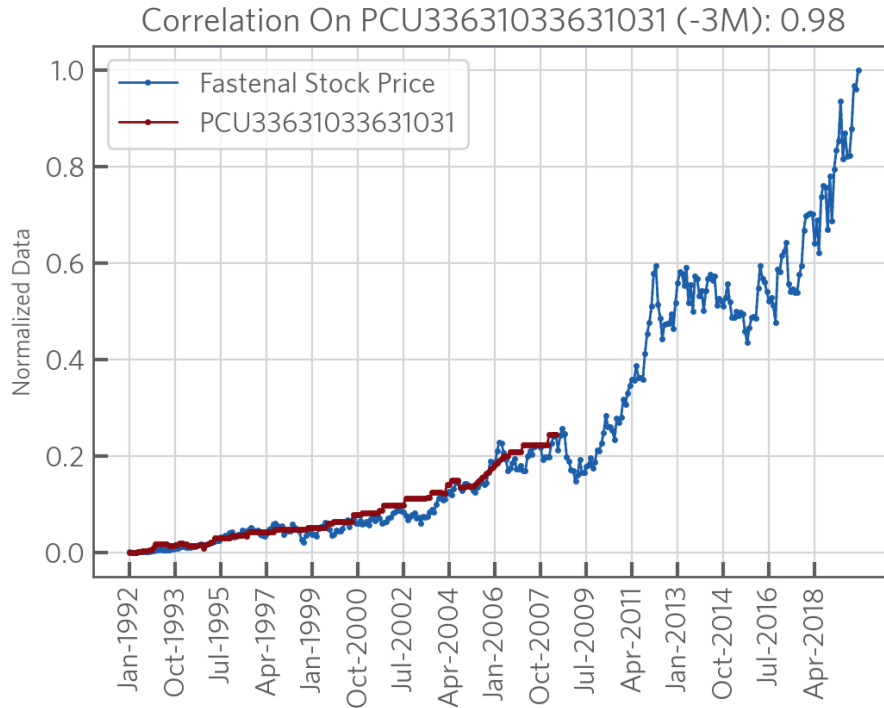
NAME: PPI industry data for Psychiatric and substance abuse hospitals-Primary services, not seasonally adjusted
TOP CATEGORY*: Hospitals | SUB CATEGORY*: Psychiatric and Substance Abuse Hospitals
SOURCE: U.S. Bureau of Labor Statistics (bls.gov) | DATASET: PPI | FREQUENCY: Monthly | LAST UPDATED: 2024-02-17
22:05:58 UTC



NAME: PPI industry data for Motor vehicle gasoline engine and engine parts mfg-Carburetors, new and rebuilt (all types), not seasonally adjusted

TOP CATEGORY*: Machinery Manufacturing | SUB CATEGORY*: Engine, Turbine, and Power Transmission Equipment Manufacturing

SOURCE: U.S. Bureau of Labor Statistics (bls.gov) | DATASET: PPI | FREQUENCY: Monthly | LAST UPDATED: 2024-02-17 22:01:57 UTC

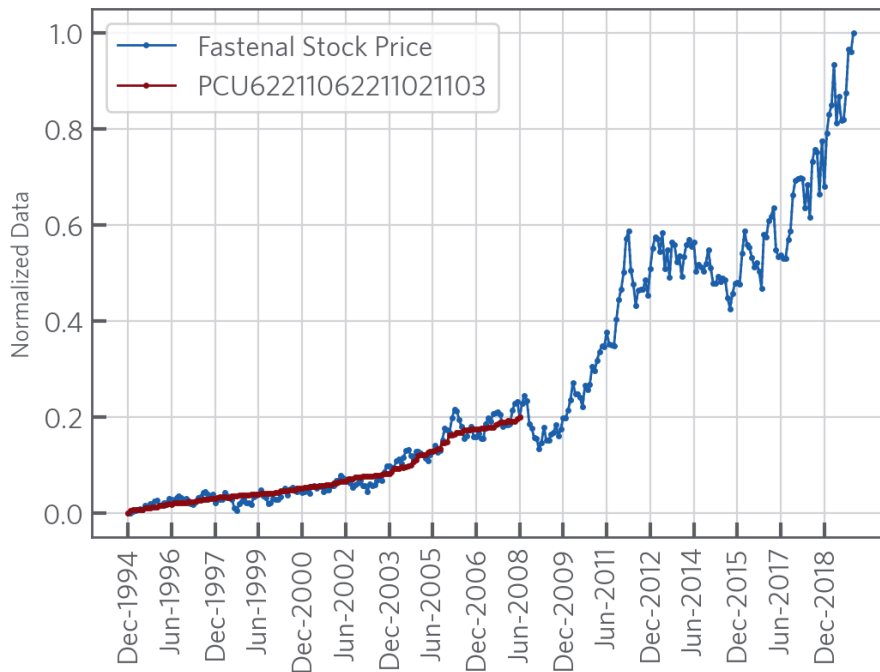


NAME: PPI industry data for General medical and surgical hospitals-Private insurance & all other patients: diseases of the digestive system, not seasonally adjusted

TOP CATEGORY*: Hospitals | SUB CATEGORY*: General Medical and Surgical Hospitals

SOURCE: U.S. Bureau of Labor Statistics (bls.gov) | DATASET: PPI | FREQUENCY: Monthly | LAST UPDATED: 2024-02-17 22:05:50 UTC

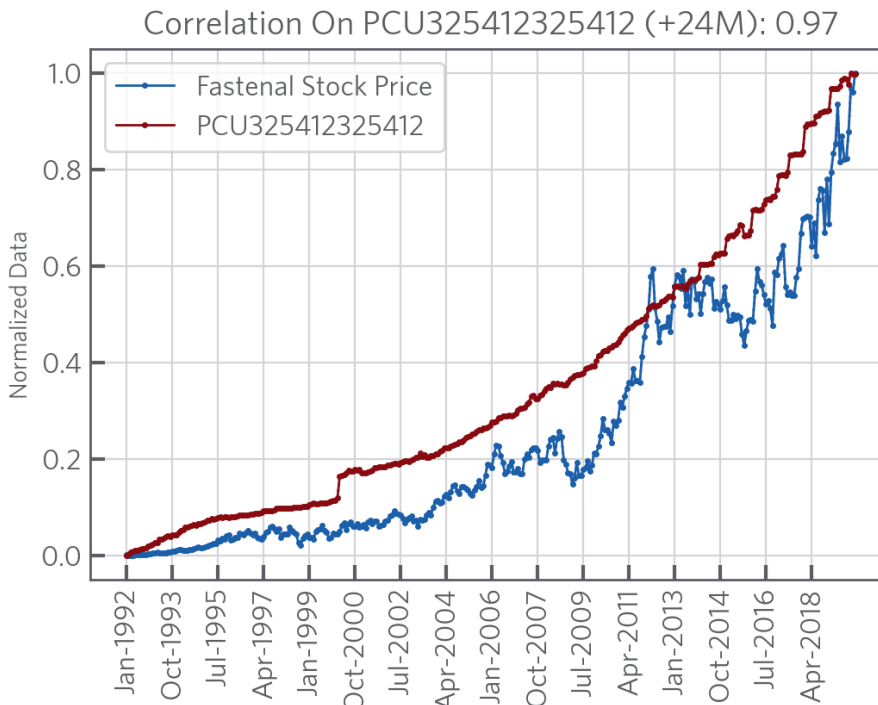
Correlation On PCU62211062211021103 (+24M): 0.97



NAME: PPI industry data for Pharmaceutical preparation manufacturing, not seasonally adjusted

TOP CATEGORY*: Chemical Manufacturing | SUB CATEGORY*: Pharmaceutical and Medicine Manufacturing

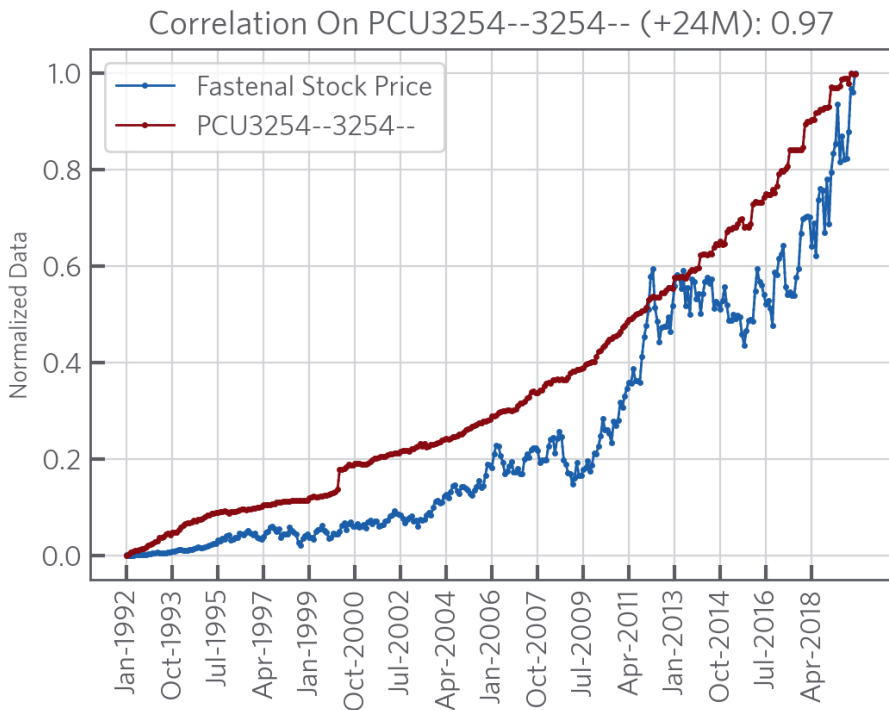
SOURCE: U.S. Bureau of Labor Statistics (bls.gov) | DATASET: PPI | FREQUENCY: Monthly | LAST UPDATED: 2024-02-17 21:57:11 UTC



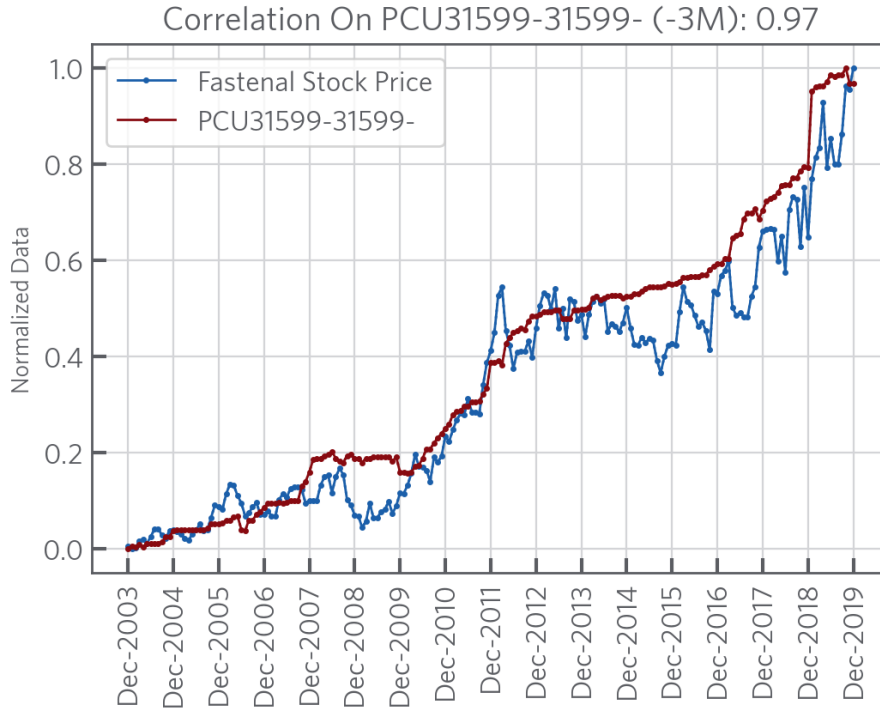
NAME: PPI industry group data for Pharmaceutical and medicine mfg, not seasonally adjusted

TOP CATEGORY*: Chemical Manufacturing | SUB CATEGORY*: Pharmaceutical and Medicine Manufacturing

SOURCE: U.S. Bureau of Labor Statistics (bls.gov) | DATASET: PPI | FREQUENCY: Monthly | LAST UPDATED: 2024-02-17 21:57:11 UTC



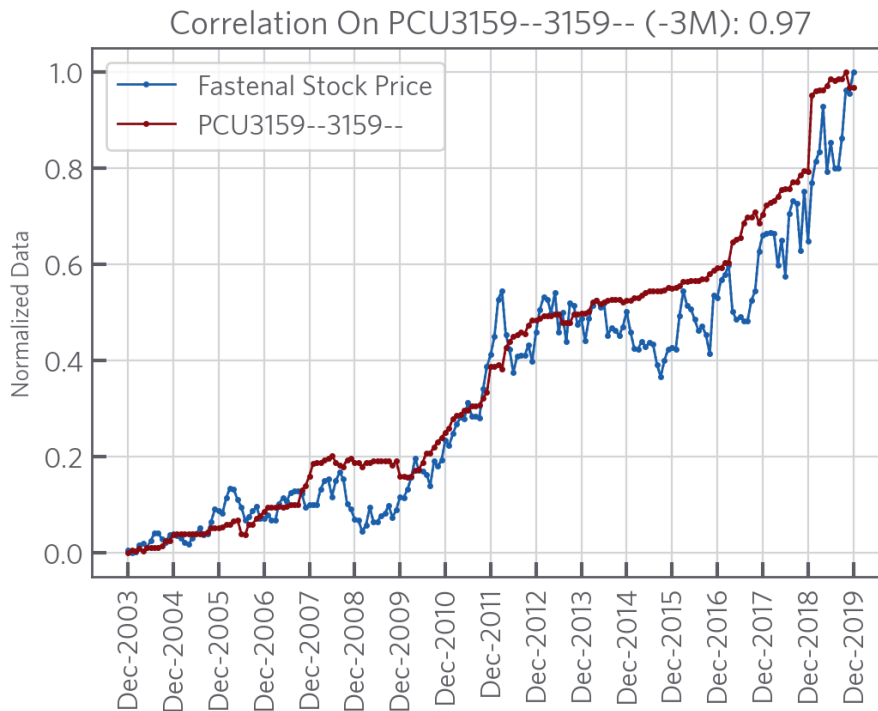
NAME: PPI industry data for Accessories and other apparel manufacturing, not seasonally adjusted
 TOP CATEGORY*: Apparel Manufacturing | SUB CATEGORY*: Apparel Accessories and Other Apparel Manufacturing
 SOURCE: U.S. Bureau of Labor Statistics (bls.gov) | DATASET: PPI | FREQUENCY: Monthly | LAST UPDATED: 2024-02-17
 21:55:49 UTC



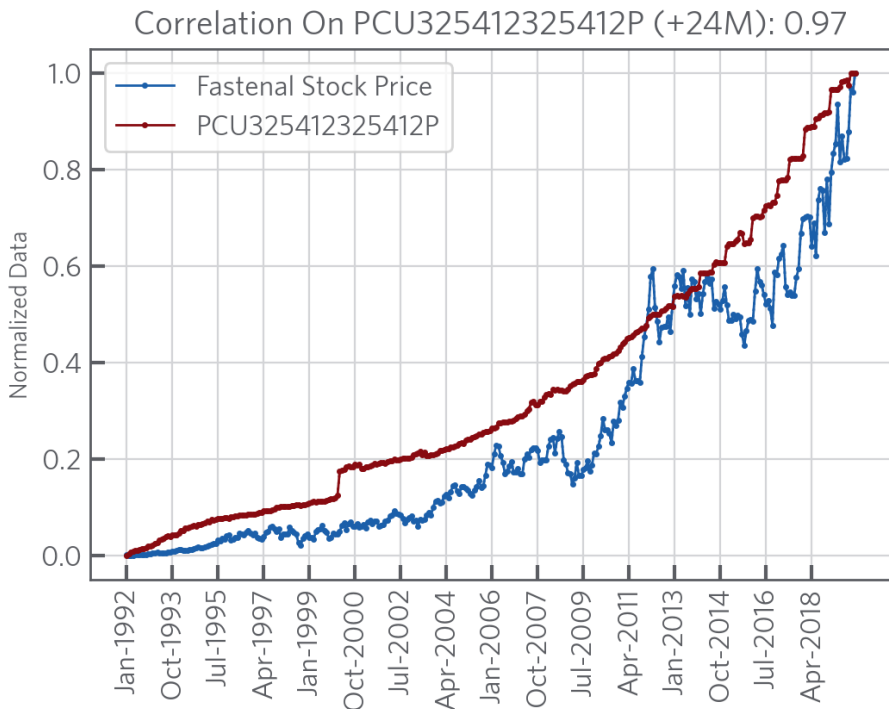
NAME: PPI industry group data for Accessories and other apparel manufacturing, not seasonally adjusted

TOP CATEGORY*: Apparel Manufacturing | SUB CATEGORY*: Apparel Accessories and Other Apparel Manufacturing

SOURCE: U.S. Bureau of Labor Statistics (bls.gov) | DATASET: PPI | FREQUENCY: Monthly | LAST UPDATED: 2024-02-17 21:55:49 UTC



NAME: PPI industry data for Pharmaceutical preparation manufacturing-Primary products, not seasonally adjusted
TOP CATEGORY*: Chemical Manufacturing | SUB CATEGORY*: Pharmaceutical and Medicine Manufacturing
SOURCE: U.S. Bureau of Labor Statistics (bls.gov) | DATASET: PPI | FREQUENCY: Monthly | LAST UPDATED: 2024-02-17
21:57:20 UTC

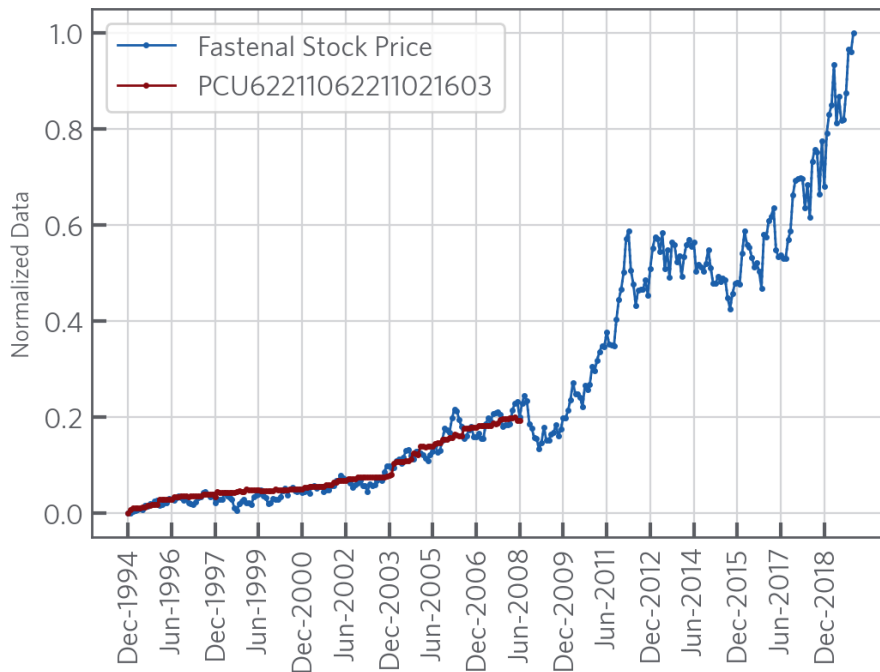


NAME: PPI industry data for General medical and surgical hospitals-Prv ins & all other patients: certain conditions originating in the perinatal period, not seasonally adjusted

TOP CATEGORY*: Hospitals | SUB CATEGORY*: General Medical and Surgical Hospitals

SOURCE: U.S. Bureau of Labor Statistics (bls.gov) | DATASET: PPI | FREQUENCY: Monthly | LAST UPDATED: 2024-02-17 22:05:58 UTC

Correlation On PCU62211062211021603 (+24M): 0.97

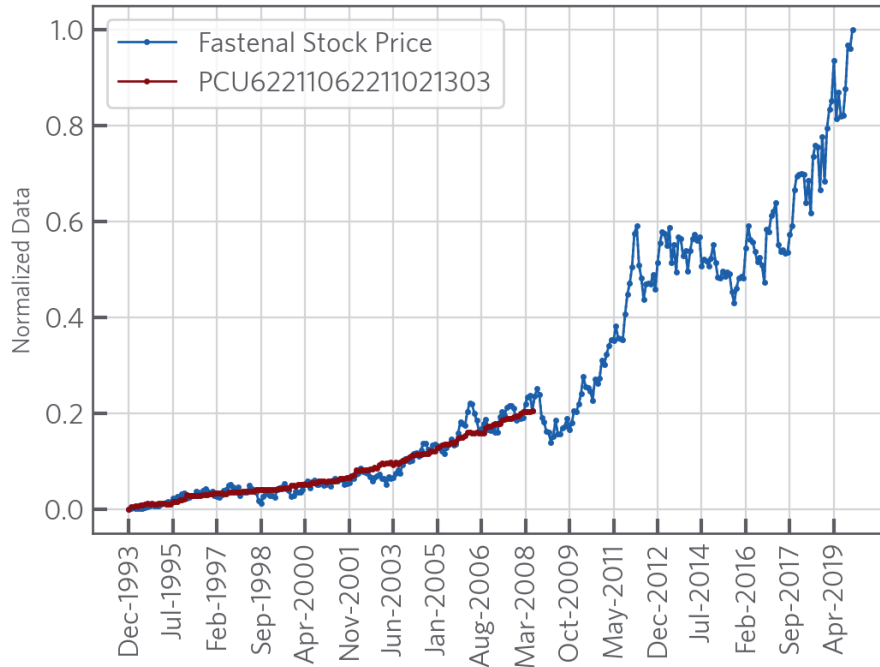


NAME: PPI industry data for General medical and surgical hospitals-Private ins & all other patients: diseases of the musculoskeletal system and connective tissue, not seasonally adjusted

TOP CATEGORY*: Hospitals | SUB CATEGORY*: General Medical and Surgical Hospitals

SOURCE: U.S. Bureau of Labor Statistics (bls.gov) | DATASET: PPI | FREQUENCY: Monthly | LAST UPDATED: 2024-02-17 22:05:50 UTC

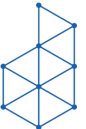
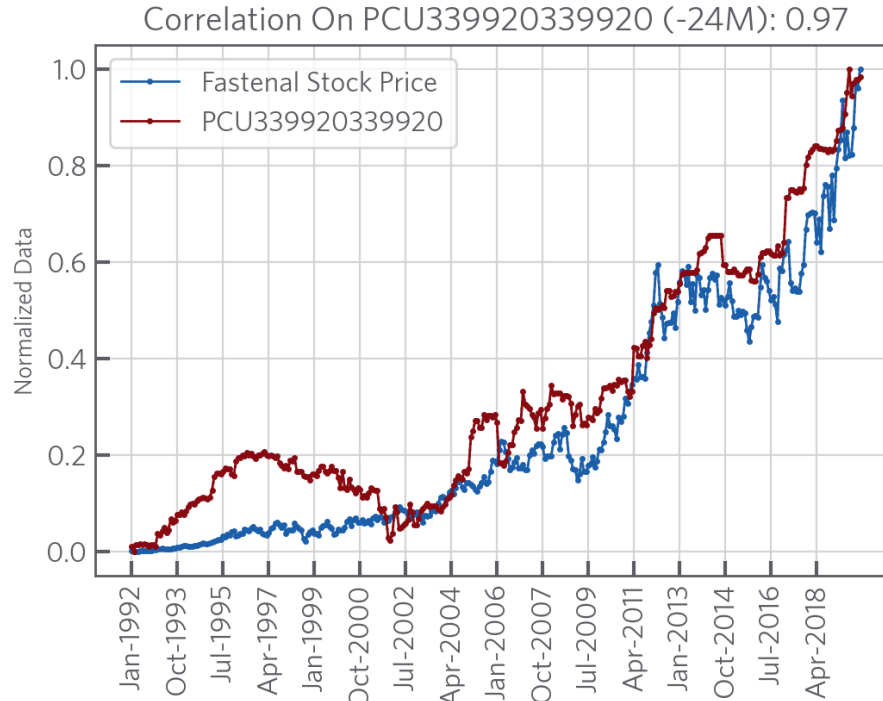
Correlation On PCU62211062211021303 (+12M): 0.97



NAME: PPI industry data for Sporting and athletic goods mfg, not seasonally adjusted

TOP CATEGORY*: Performing Arts, Spectator Sports, and Related Industries | SUB CATEGORY*: Spectator Sports

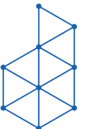
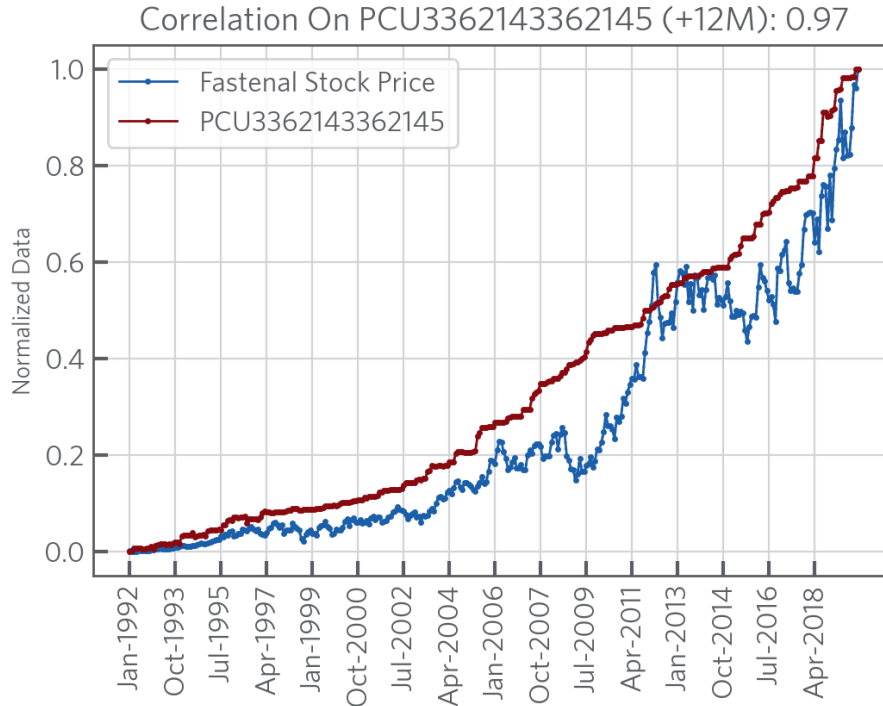
SOURCE: U.S. Bureau of Labor Statistics (bls.gov) | DATASET: PPI | FREQUENCY: Monthly | LAST UPDATED: 2024-02-17 22:02:46 UTC



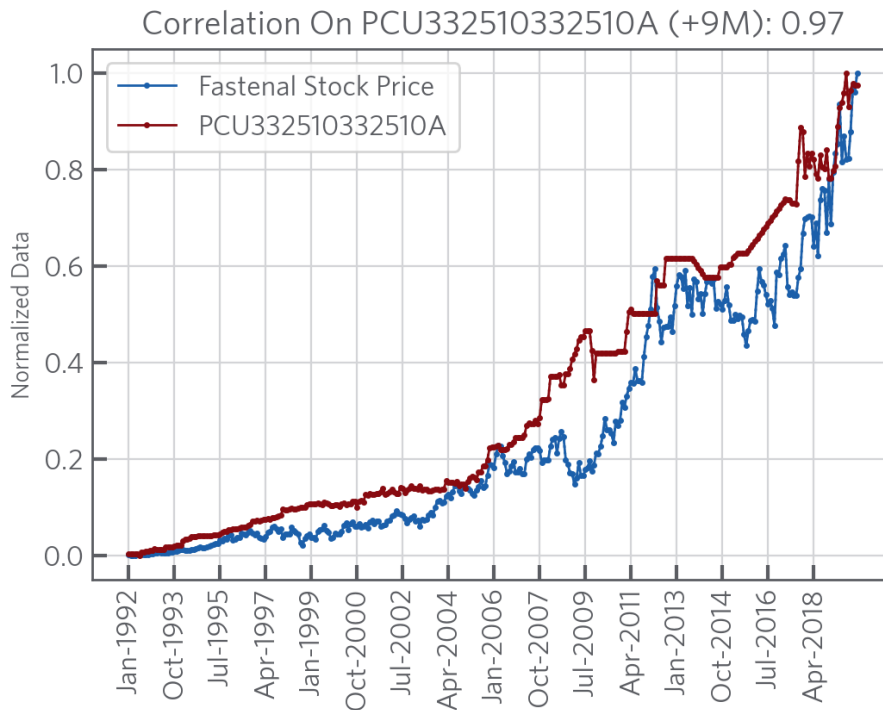
NAME: PPI industry data for Travel trailer and camper mfg-Camping trailers, campers, pick-up covers, and parts, not seasonally adjusted

TOP CATEGORY*: Accommodation | SUB CATEGORY*: RV (Recreational Vehicle) Parks and Recreational Camps

SOURCE: U.S. Bureau of Labor Statistics (bls.gov) | DATASET: PPI | FREQUENCY: Monthly | LAST UPDATED: 2024-02-17 22:01:49 UTC



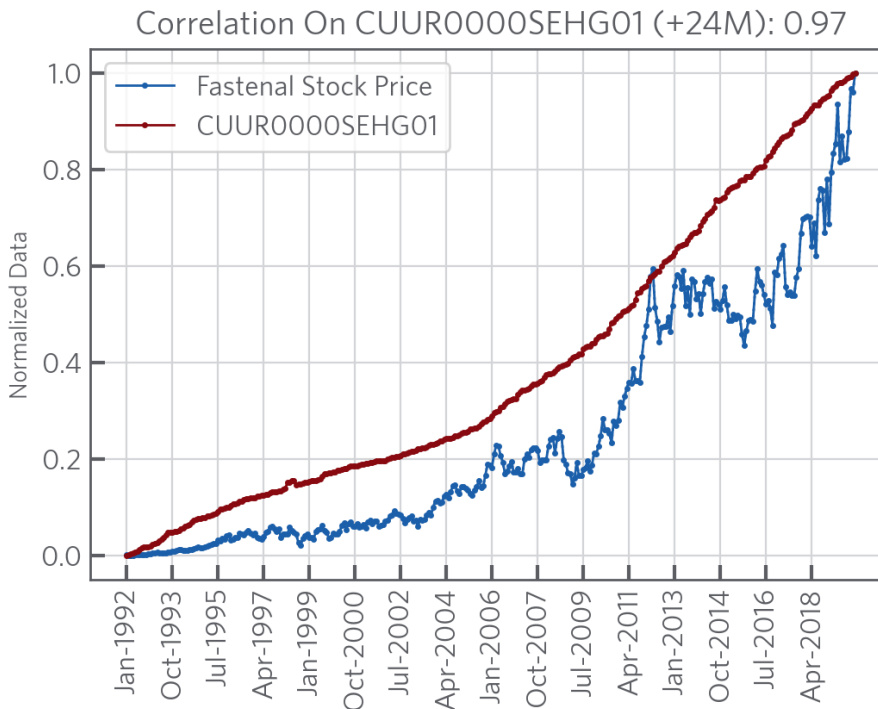
NAME: PPI industry data for Hardware mfg-All other miscellaneous hardware, not seasonally adjusted
 TOP CATEGORY*: Computer and Electronic Product Manufacturing | SUB CATEGORY*: Computer and Peripheral Equipment Manufacturing
 SOURCE: U.S. Bureau of Labor Statistics (bls.gov) | DATASET: PPI | FREQUENCY: Monthly | LAST UPDATED: 2024-02-17 21:59:30 UTC



NAME: Water and sewerage maintenance in U.S. city average, all urban consumers, not seasonally adjusted

TOP CATEGORY*: Utilities | SUB CATEGORY*: Water, Sewage and Other Systems

SOURCE: U.S. Bureau of Labor Statistics (bls.gov) | DATASET: CPI | FREQUENCY: Monthly | LAST UPDATED: 2024-02-17 21:27:01 UTC



| # | Correlation | Series ID | Offset | Series Name |
|----|-------------|--------------------|--------------|--|
| 1 | -0.97 | CXU900000LB0207M | +24M Lagging | Wages and salaries by Income Range: \$30,000 to \$39,999 before tax i. |
| 2 | -0.96 | CXU900000LB0208M | +24M Lagging | Wages and salaries by Income Range: \$40,000 to \$49,999 before tax i. |
| 3 | -0.95 | PCU3121123121120 | +24M Lagging | PPI industry data for Bottled water manufacturing-Bottled water, not se. |
| 4 | -0.95 | PCU312112312112P | +24M Lagging | PPI industry data for Bottled water manufacturing-Primary products, no. |
| 5 | -0.94 | PCU312112312112 | +24M Lagging | PPI industry data for Bottled water manufacturing, not seasonally adjust. |
| 6 | -0.94 | CXUOTHRTAXLB0215M | -24M Leading | Other taxes by Income Range: \$100,000 to \$119,999 before tax income. |
| 7 | -0.94 | CXU900000LB0219M | -3M Leading | Wages and salaries by Income Range: \$15,000 to \$29,999 |
| 8 | -0.94 | CUUR0000SEHJ03 | +12M Lagging | Other furniture in U.S. city average, all urban consumers, not seasonally. |
| 9 | -0.94 | CUUR0000SEHH | +24M Lagging | Window and floor coverings and other linens in U.S. city average, all urb. |
| 10 | -0.94 | CUUR0000SEHL01 | +24M Lagging | Clocks, lamps, and decorator items in U.S. city average, all urban consu. |
| 11 | -0.94 | CXURESPhONELB0219M | -24M Leading | Residential phone service, VOIP, and phone cards by Income Range: \$15. |
| 12 | -0.94 | CUUR0000SEHL | +12M Lagging | Other household equipment and furnishings in U.S. city average, all urb. |
| 13 | -0.94 | CXUMILKCRMLB0219M | -12M Leading | Fresh milk and cream by Income Range: \$15,000 to \$29,999 |
| 14 | -0.94 | CUUR0000SEHH02 | +12M Lagging | Window coverings in U.S. city average, all urban consumers, not season. |
| 15 | -0.94 | CXUHOMEOWNLB0216M | +24M Lagging | Percent Homeowner by Income Range: \$120,000 to \$149,999 before ta. |
| 16 | -0.94 | CXUOTHRTAXLB0216M | -24M Leading | Other taxes by Income Range: \$120,000 to \$149,999 before tax income. |
| 17 | -0.94 | CXUPOSTAGELB0221M | +9M Lagging | Postage and stationery by Income Range: \$100,000 to \$149,999 |
| 18 | -0.93 | EIUIR41050 | +24M Lagging | Monthly import price index for BEA End Use 41050, Other Household G. |
| 19 | -0.93 | CXUWMNSGRSLB0220M | +6M Lagging | Apparel, Women and girls by Income Range: \$70,000 to \$99,999 |
| 20 | -0.93 | CXUFOOTWEARLB0219M | -12M Leading | Footwear by Income Range: \$15,000 to \$29,999 |
| 21 | -0.93 | CXU900000LB0206M | +12M Lagging | Wages and salaries by Income Range: \$20,000 to \$29,999 before tax i. |
| 22 | -0.93 | CXU900000LB0205M | -6M Leading | Wages and salaries by Income Range: \$15,000 to \$19,999 before tax in. |
| 23 | -0.93 | CUUR0000SEHL03 | +9M Lagging | Dishes and flatware in U.S. city average, all urban consumers, not seaso. |
| 24 | -0.93 | EIUIQ41050 | -24M Leading | Monthly export price index for BEA End Use 41050, Other household g. |
| 25 | -0.93 | CXUHPERSRVLB0221M | -12M Leading | Personal services by Income Range: \$100,000 to \$149,999 |



| # | Correlation | Series ID | Offset | Series Name |
|----|-------------|--------------------|--------------|--|
| 26 | -0.93 | CXUHHOPERLB0221M | 0M Tracking | Household operations by Income Range: \$100,000 to \$149,999 |
| 27 | -0.93 | EIUIR412 | +24M Lagging | Monthly import price index for BEA End Use 412, Home entertainment. |
| 28 | -0.93 | CXUMISCLB0221M | 0M Tracking | Miscellaneous expenditures by Income Range: \$100,000 to \$149,999 |
| 29 | -0.93 | CXU980230LB0208M | -24M Leading | Percent Homeowner with mortgage by Income Range: \$40,000 to \$49,999 |
| 30 | -0.93 | PCU321211321211M | -3M Leading | PPI industry data for Hardwood veneer and plywood manufacturing-Mi. |
| 31 | -0.93 | CXUCONSUNITLB0219M | +6M Lagging | Number of consumer units (in thousands) by Income Range: \$15,000 to \$29,999 |
| 32 | -0.93 | PCU62151162151123 | -3M Leading | PPI industry data for Medical laboratories-Medicare patients, not seasonally adjusted |
| 33 | -0.93 | CXU900000LB0204M | 0M Tracking | Wages and salaries by Income Range: \$10,000 to \$14,999 before tax income |
| 34 | -0.93 | CXUINSPENSLB0206M | +24M Lagging | Personal insurance and pensions by Income Range: \$20,000 to \$29,999 before tax |
| 35 | -0.93 | CXU980020LB0203M | +24M Lagging | Age of reference person by Income Range: \$5,000 to \$9,999 before tax |
| 36 | -0.93 | CXUVEHFINCHLB0208M | +24M Lagging | Vehicle finance charges by Income Range: \$40,000 to \$49,999 before tax |
| 37 | -0.93 | CXUINCAFTTXLB0216M | -24M Leading | Income after taxes by Income Range: \$120,000 to \$149,999 before tax income |
| 38 | -0.93 | CXUINCAFTAXLB0216M | -24M Leading | Income after taxes by Income Range: \$120,000 to \$149,999 before tax income |
| 39 | -0.93 | CXUPERSCARELB0222M | -12M Leading | Personal care products and services by Income Range: \$150,000 to \$199,999 |
| 40 | -0.92 | CXULAUNDRYLB0223M | -24M Leading | Laundry and cleaning supplies by Income Range: \$200,000 and more |
| 41 | -0.92 | CXUPENSIONSLB0206M | +24M Lagging | Pensions and Social Security by Income Range: \$20,000 to \$29,999 before tax |
| 42 | -0.92 | PCU33633033633004 | +24M Lagging | PPI industry data for Motor vehicle steering and suspension component. |
| 43 | -0.92 | CXUOWNMORTGLB0208M | -24M Leading | Mortgage interest and charges by Income Range: \$40,000 to \$49,999 |
| 44 | -0.92 | CXUHOMOWNLB0204M | +24M Lagging | Percent Homeowner by Income Range: \$10,000 to \$14,999 before tax income |
| 45 | -0.92 | CXUMISCHHEQLB0215M | 0M Tracking | Miscellaneous household equipment by Income Range: \$100,000 to \$149,999 |
| 46 | -0.92 | CXU980230LB0207M | -24M Leading | Percent Homeowner with mortgage by Income Range: \$30,000 to \$39,999 |
| 47 | -0.92 | CXU980286LB0221M | +6M Lagging | Percent Not Hispanic or Latino by Income Range: \$100,000 to \$149,999 |
| 48 | -0.92 | CXURESPhONELB0207M | +6M Lagging | Residential phone service, VOIP, and phone cards by Income Range: \$30,000 to \$39,999 |
| 49 | -0.92 | CXUAPPARELLB0219M | -12M Leading | Apparel and services by Income Range: \$15,000 to \$29,999 |
| 50 | -0.92 | CXUHOMOWNLB0215M | -24M Leading | Percent Homeowner by Income Range: \$100,000 to \$119,999 before tax |



| # | Correlation | Series ID | Offset | Series Name |
|----|-------------|--------------------|--------------|--|
| 51 | -0.92 | CXUSFEMPINCLB0222M | -12M Leading | Self-employment income by Income Range: \$150,000 to \$199,999 |
| 52 | -0.92 | CXUOTHNRINCLB0219M | -12M Leading | Other income by Income Range: \$15,000 to \$29,999 |
| 53 | -0.92 | CXUVEHFINCHLB0216M | +3M Lagging | Vehicle finance charges by Income Range: \$120,000 to \$149,999 before. |
| 54 | -0.92 | CXUMRTPRINPLB0219M | -12M Leading | Mortgage principal paid, owned property by Income Range: \$15,000 to. |
| 55 | -0.92 | CXUVEHFINCHLB0206M | +9M Lagging | Vehicle finance charges by Income Range: \$20,000 to \$29,999 before t. |
| 56 | -0.92 | CUUR0000SEHH03 | +24M Lagging | Other linens in U.S. city average, all urban consumers, not seasonally ad. |
| 57 | -0.92 | CXUPERSTAXLB0221M | -24M Leading | Personal taxes by Income Range: \$100,000 to \$149,999 |
| 58 | -0.92 | PCU3399203399204 | +6M Lagging | PPI industry data for Sporting and athletic goods mfg-Golf equipment, e. |
| 59 | -0.92 | CXUTVAUDIOLB0221M | +12M Lagging | Audio and visual equipment and services by Income Range: \$100,000 t. |
| 60 | -0.92 | CXUFEDTAXESLB0204M | -24M Leading | Federal income taxes by Income Range: \$10,000 to \$14,999 before tax i. |
| 61 | -0.92 | CXUINFANTLB0214M | +6M Lagging | Apparel, Children under 2 by Income Range: Before tax income of \$100. |
| 62 | -0.92 | CXUFEDTAXESLB0205M | -24M Leading | Federal income taxes by Income Range: \$15,000 to \$19,999 before tax i. |
| 63 | -0.92 | CXU980030LB0221M | -24M Leading | Number of Earners by Income Range: \$100,000 to \$149,999 |
| 64 | -0.92 | CXURETIRINCLB0203M | -3M Leading | Social Security, private & government retirement by Income Range: \$5. |
| 65 | -0.92 | CXU980230LB0216M | -3M Leading | Percent Homeowner with mortgage by Income Range: \$120,000 to \$14. |
| 66 | -0.92 | CXUVEHICLESLB0221M | +12M Lagging | Number of Vehicles by Income Range: \$100,000 to \$149,999 |
| 67 | -0.92 | CXUPERSTAXLB0222M | -12M Leading | Personal taxes by Income Range: \$150,000 to \$199,999 |
| 68 | -0.92 | CXURESPhONELB0208M | +12M Lagging | Residential phone service, VOIP, and phone cards by Income Range: \$4. |
| 69 | -0.92 | CXUFOOTWEARLB0222M | +6M Lagging | Footwear by Income Range: \$150,000 to \$199,999 |
| 70 | -0.91 | CXUSMAPPHWRLB0223M | +12M Lagging | Small appliances, misc. housewares by Income Range: \$200,000 and m. |
| 71 | -0.91 | CXUSTATETAXLB0221M | +12M Lagging | State and local income taxes by Income Range: \$100,000 to \$149,999 |
| 72 | -0.91 | CXUHOMOWNLB0208M | -24M Leading | Percent Homeowner by Income Range: \$40,000 to \$49,999 before tax. |
| 73 | -0.91 | CXUPERSTAXLB0205M | -24M Leading | Personal taxes by Income Range: \$15,000 to \$19,999 before tax income |
| 74 | -0.91 | CXUHOMOWNLB0206M | +3M Lagging | Percent Homeowner by Income Range: \$20,000 to \$29,999 before tax. |
| 75 | -0.91 | CXUREADINGLB0221M | -3M Leading | Reading by Income Range: \$100,000 to \$149,999 |



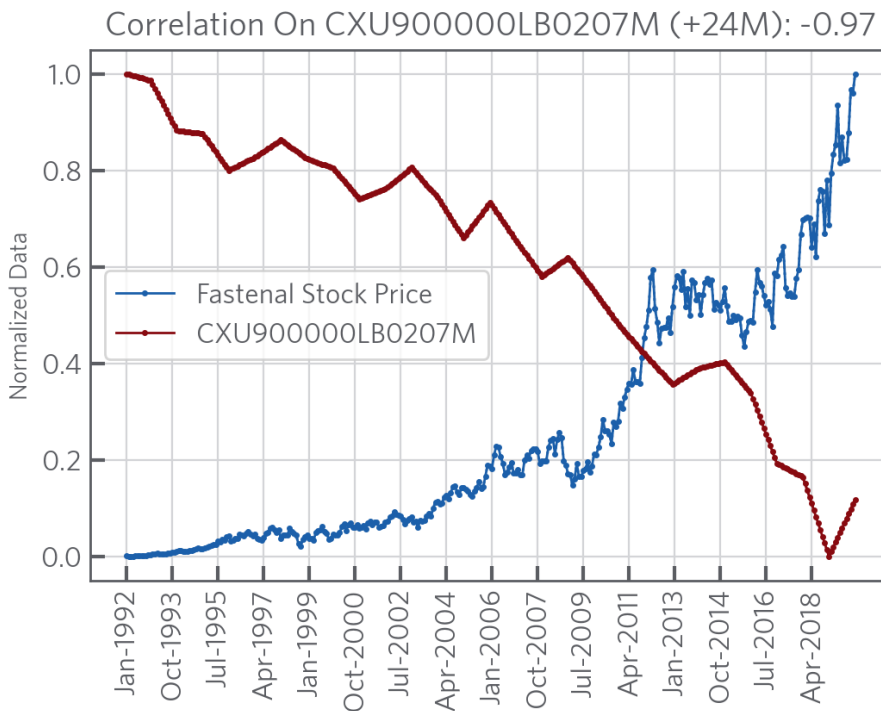
| # | Correlation | Series ID | Offset | Series Name |
|-----|-------------|--------------------|--------------|--|
| 76 | -0.91 | CXUINCAFTTXLB0215M | -24M Leading | Income after taxes by Income Range: \$100,000 to \$119,999 before tax i. |
| 77 | -0.91 | CXUINCAFTAXLB0215M | -24M Leading | Income after taxes by Income Range: \$100,000 to \$119,999 before tax i. |
| 78 | -0.91 | CXUREADINGLB0223M | 0M Tracking | Reading by Income Range: \$200,000 and more |
| 79 | -0.91 | CXUFOOTWEARLB0221M | -24M Leading | Footwear by Income Range: \$100,000 to \$149,999 |
| 80 | -0.91 | CXUBOYSLB0213M | +24M Lagging | Apparel, Boys, 2 to 15 by Income Range: \$80,000 to \$99,999 before ta. |
| 81 | -0.91 | CXUREADINGLB0204M | +24M Lagging | Reading by Income Range: \$10,000 to \$14,999 before tax income |
| 82 | -0.91 | CXUINFANTLB1604M | -24M Leading | Apparel, Children under 2 by Generation: Birth year from 1946 to 1964 |
| 83 | -0.91 | CXURESPhONELB0222M | -24M Leading | Residential phone service, VOIP, and phone cards by Income Range: \$15. |
| 84 | -0.91 | CUUR0000SERC02 | +3M Lagging | Sports equipment in U.S. city average, all urban consumers, not seasona. |
| 85 | -0.91 | CXUAPPARELLB0221M | -24M Leading | Apparel and services by Income Range: \$100,000 to \$149,999 |
| 86 | -0.91 | PCU3254123254125S | -12M Leading | PPI industry data for Pharmaceutical preparation manufacturing-Second. |
| 87 | -0.91 | CXUMENBOYSLB0219M | +12M Lagging | Apparel, Men and boys by Income Range: \$15,000 to \$29,999 |
| 88 | -0.91 | CXUPETSLB1603M | -9M Leading | Pets by Generation: Birth year from 1965 to 1980 |
| 89 | -0.91 | EIUIR41200 | +24M Lagging | Monthly import price index for BEA End Use 41200, Television and vide. |
| 90 | -0.91 | CXU980350LB0204M | -12M Leading | At least one vehicle owned or leased by Income Range: \$10,000 to \$14. |
| 91 | -0.91 | CXUFEDTAXESLB0206M | -9M Leading | Federal income taxes by Income Range: \$20,000 to \$29,999 before tax. |
| 92 | -0.91 | CXUGIRLSLB1601M | -12M Leading | Apparel, Girls, 2 to 15 by Generation: All Consumer Units |
| 93 | -0.91 | CXUSTATETAXLB0203M | -24M Leading | State and local income taxes by Income Range: \$5,000 to \$9,999 before. |
| 94 | -0.91 | CXUMRTPRINPLB0222M | -3M Leading | Mortgage principal paid, owned property by Income Range: \$150,000 t. |
| 95 | -0.91 | CXUMENSLB0218M | -6M Leading | Apparel, Men, 16 and over by Income Range: Less than \$15,000 |
| 96 | -0.91 | PCU513210513210 | +24M Lagging | PPI industry data for Software publishers, not seasonally adjusted |
| 97 | -0.90 | CXUVEHFINCHLB0205M | +9M Lagging | Vehicle finance charges by Income Range: \$15,000 to \$19,999 before ta. |
| 98 | -0.90 | CXUOWNMORTGLB0207M | -24M Leading | Mortgage interest and charges by Income Range: \$30,000 to \$39,999. |
| 99 | -0.90 | CXUINFANTLB0222M | -9M Leading | Apparel, Children under 2 by Income Range: \$150,000 to \$199,999 |
| 100 | -0.90 | CXUMENSLB0219M | +12M Lagging | Apparel, Men, 16 and over by Income Range: \$15,000 to \$29,999 |



NAME: Wages and salaries by Income Range: \$30,000 to \$39,999 before tax income

TOP CATEGORY*: Professional, Scientific, and Technical Services | SUB CATEGORY*: Accounting, Tax Preparation, Bookkeeping, and Payroll Services

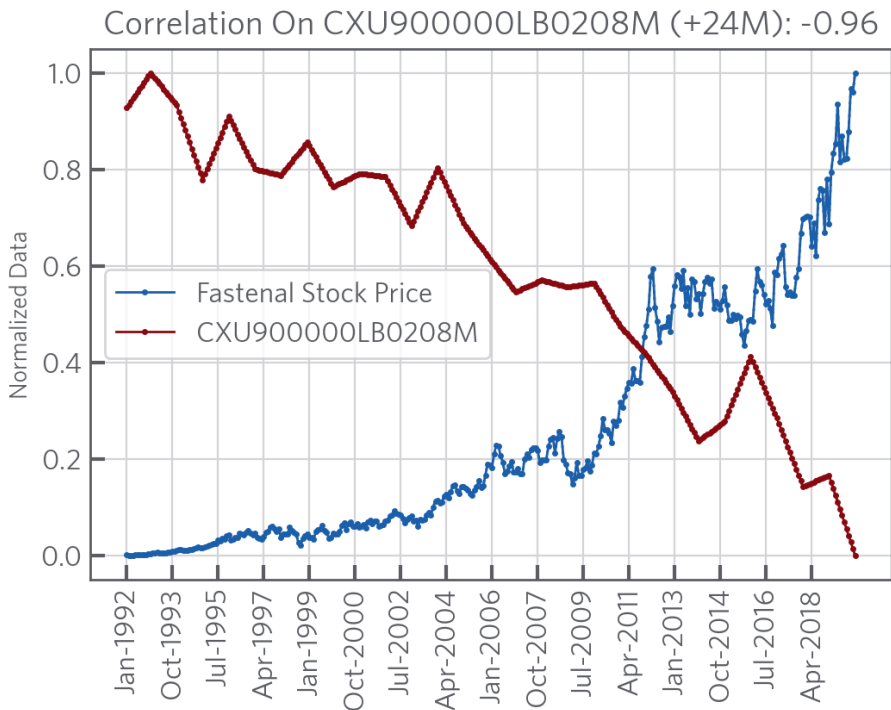
SOURCE: U.S. Bureau of Labor Statistics (bls.gov) | DATASET: CEX | FREQUENCY: Annually | LAST UPDATED: 2024-02-14 21:07:28 UTC



NAME: Wages and salaries by Income Range: \$40,000 to \$49,999 before tax income

TOP CATEGORY*: Professional, Scientific, and Technical Services | SUB CATEGORY*: Accounting, Tax Preparation, Bookkeeping, and Payroll Services

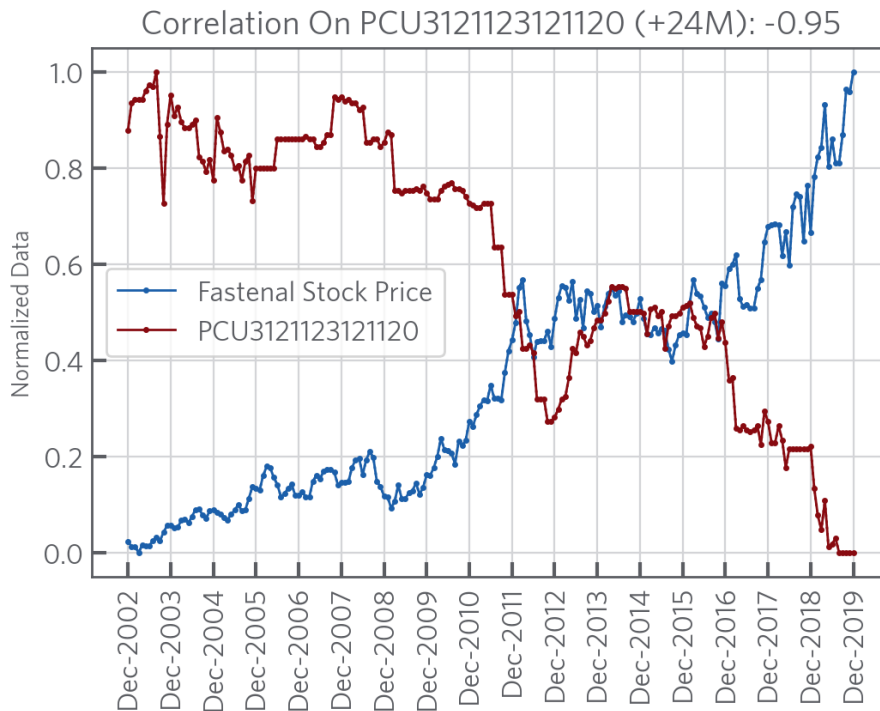
SOURCE: U.S. Bureau of Labor Statistics (bls.gov) | DATASET: CEX | FREQUENCY: Annually | LAST UPDATED: 2024-02-14 21:07:28 UTC



NAME: PPI industry data for Bottled water manufacturing-Bottled water, not seasonally adjusted

TOP CATEGORY*: Beverage and Tobacco Product Manufacturing | SUB CATEGORY*: Beverage Manufacturing

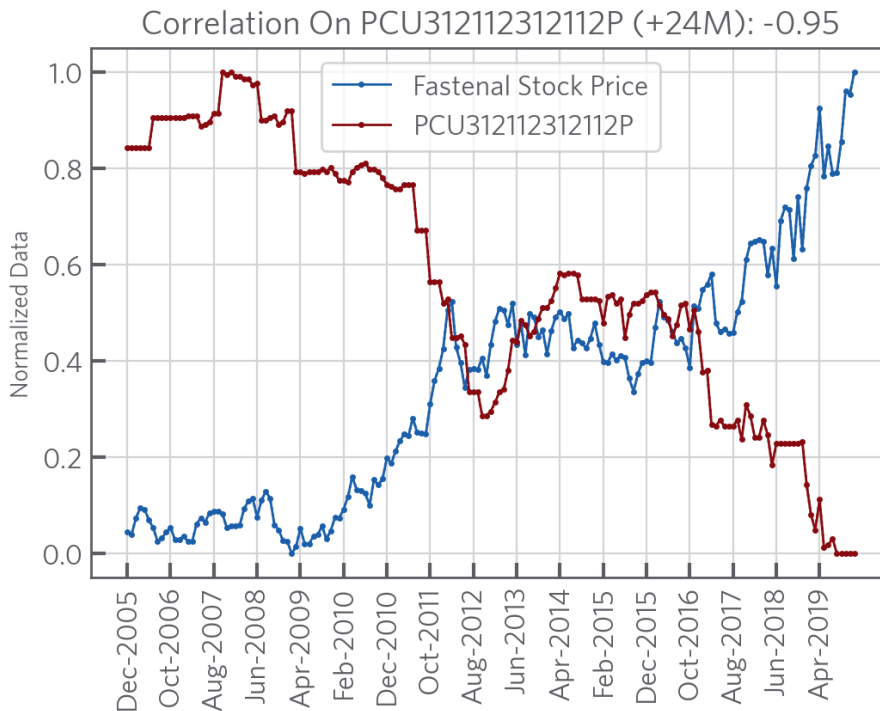
SOURCE: U.S. Bureau of Labor Statistics (bls.gov) | DATASET: PPI | FREQUENCY: Monthly | LAST UPDATED: 2024-02-17 21:55:10 UTC



NAME: PPI industry data for Bottled water manufacturing-Primary products, not seasonally adjusted

TOP CATEGORY*: Beverage and Tobacco Product Manufacturing | SUB CATEGORY*: Beverage Manufacturing

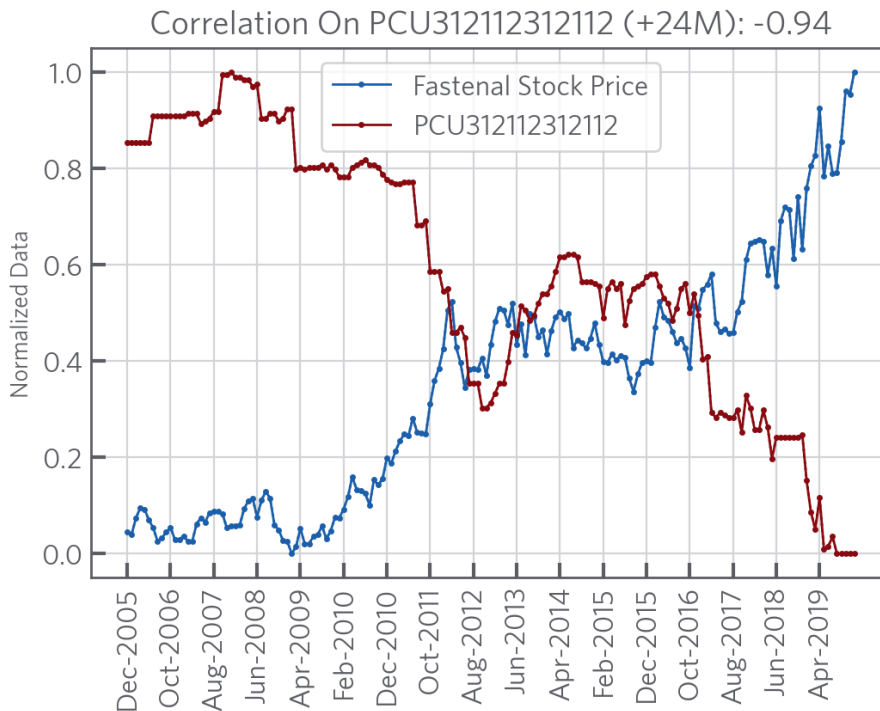
SOURCE: U.S. Bureau of Labor Statistics (bls.gov) | DATASET: PPI | FREQUENCY: Monthly | LAST UPDATED: 2024-02-17 21:55:10 UTC



NAME: PPI industry data for Bottled water manufacturing, not seasonally adjusted

TOP CATEGORY*: Beverage and Tobacco Product Manufacturing | SUB CATEGORY*: Beverage Manufacturing

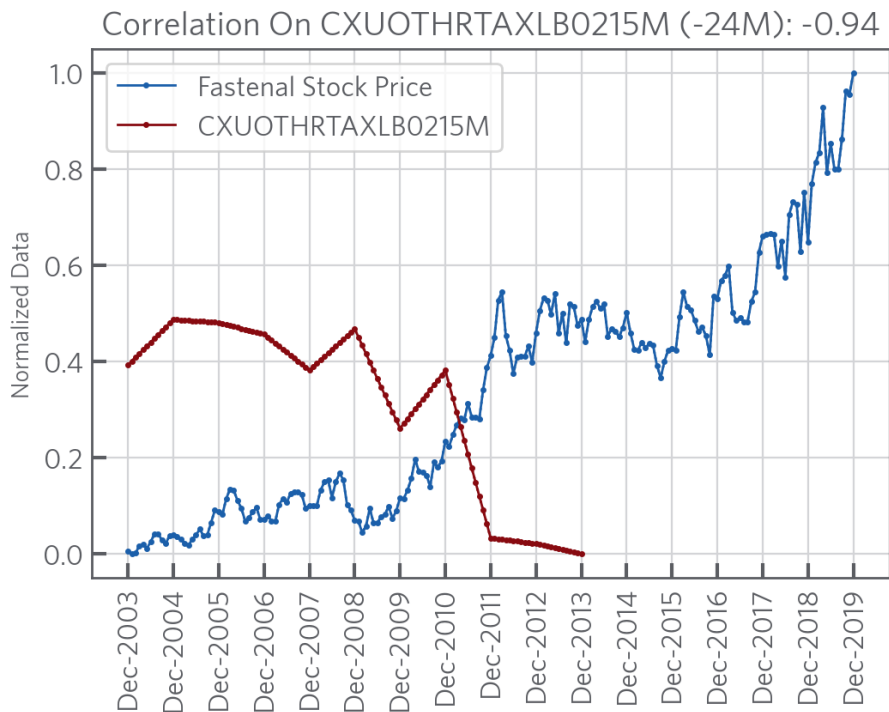
SOURCE: U.S. Bureau of Labor Statistics (bls.gov) | DATASET: PPI | FREQUENCY: Monthly | LAST UPDATED: 2024-02-17 21:55:10 UTC



NAME: Other taxes by Income Range: \$100,000 to \$119,999 before tax income(from 2003)

TOP CATEGORY*: Professional, Scientific, and Technical Services | SUB CATEGORY*: Accounting, Tax Preparation, Bookkeeping, and Payroll Services

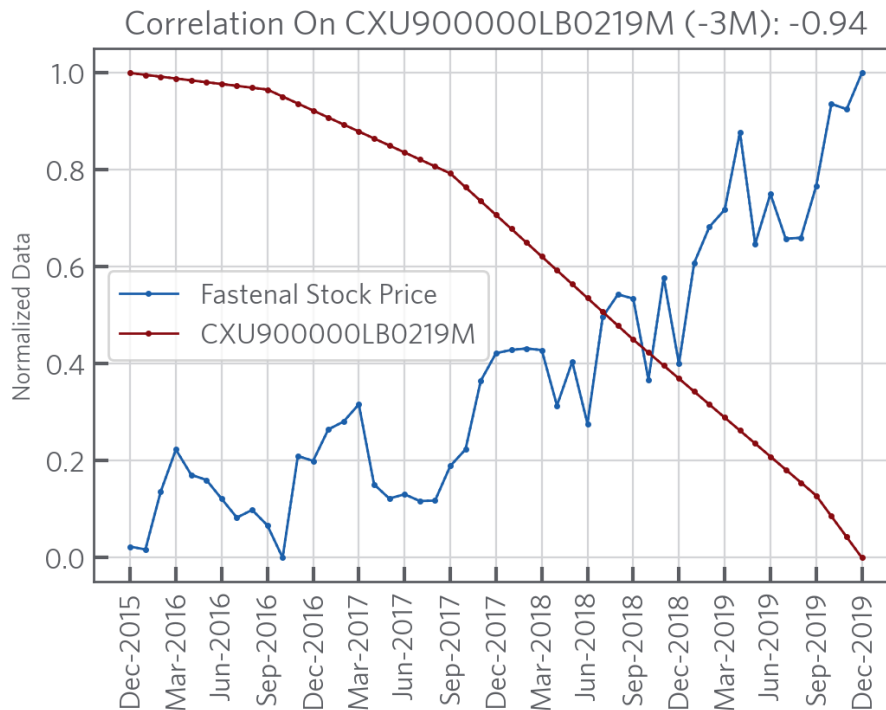
SOURCE: U.S. Bureau of Labor Statistics (bls.gov) | DATASET: CEX | FREQUENCY: Annually | LAST UPDATED: 2024-02-14 21:43:28 UTC



NAME: Wages and salaries by Income Range: \$15,000 to \$29,999

TOP CATEGORY*: Professional, Scientific, and Technical Services | SUB CATEGORY*: Accounting, Tax Preparation, Bookkeeping, and Payroll Services

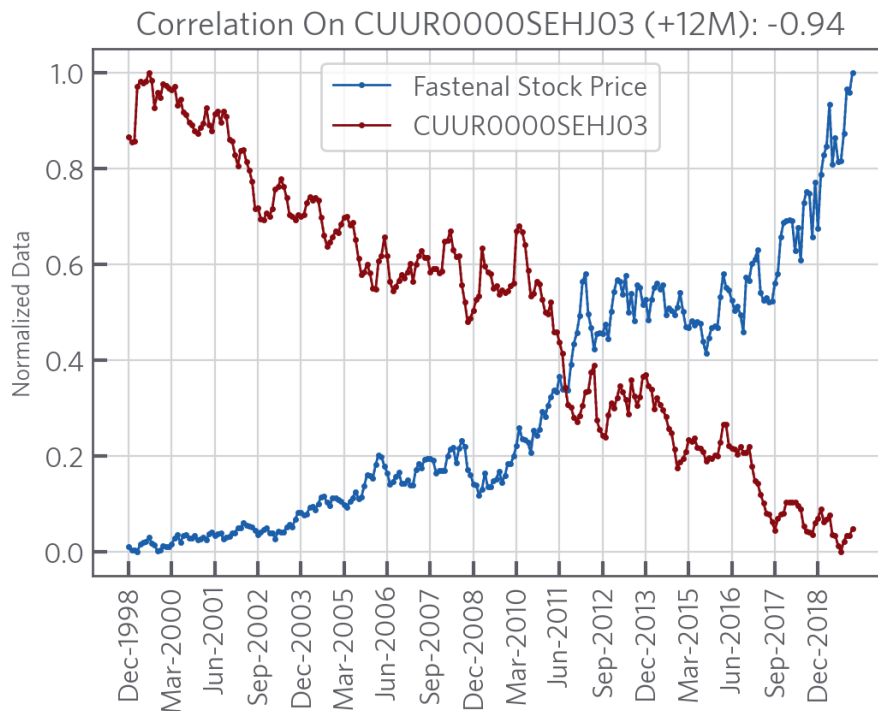
SOURCE: U.S. Bureau of Labor Statistics (bls.gov) | DATASET: CEX | FREQUENCY: Annually | LAST UPDATED: 2024-02-14 21:07:28 UTC



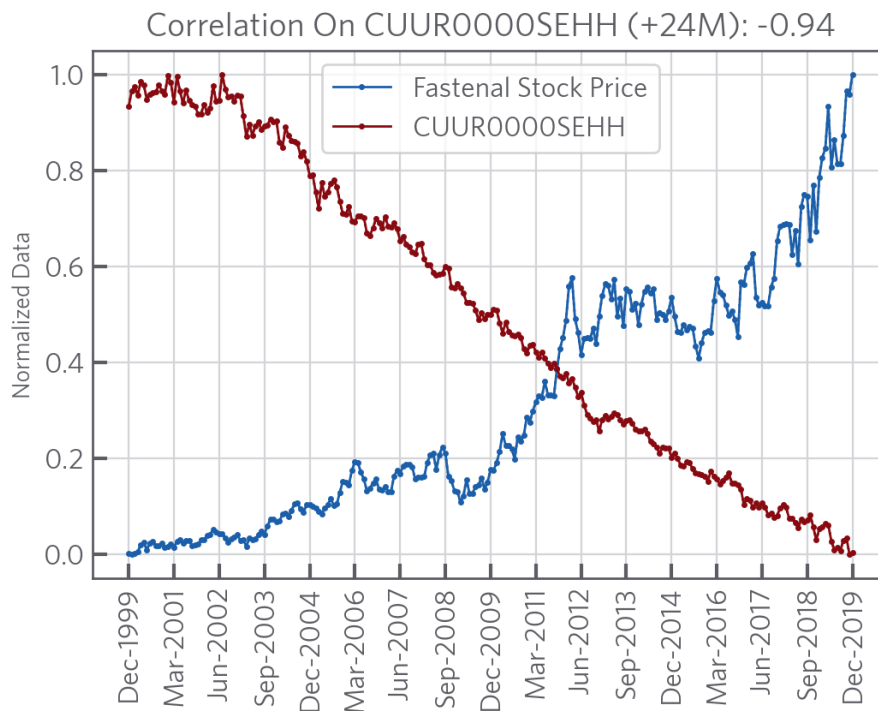
NAME: Other furniture in U.S. city average, all urban consumers, not seasonally adjusted

TOP CATEGORY*: Furniture and Related Product Manufacturing | SUB CATEGORY*: Household and Institutional Furniture and Kitchen Cabinet Manufacturing

SOURCE: U.S. Bureau of Labor Statistics (bls.gov) | DATASET: CPI | FREQUENCY: Monthly | LAST UPDATED: 2024-02-17 21:27:08 UTC



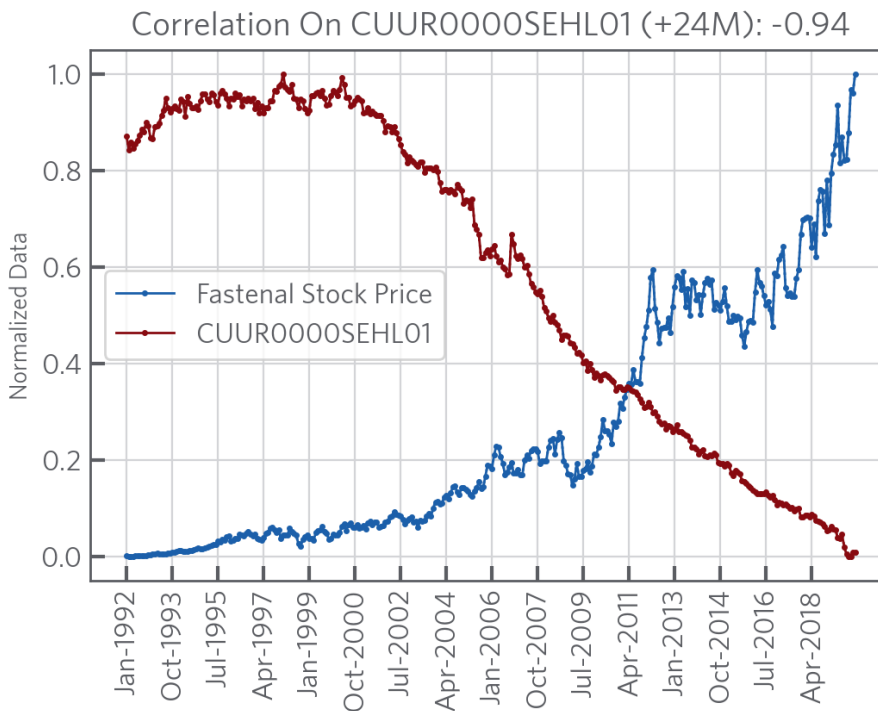
NAME: Window and floor coverings and other linens in U.S. city average, all urban consumers, not seasonally adjusted
TOP CATEGORY*: Furniture, Home Furnishings, Electronics, and Appliance Retailers | SUB CATEGORY*: Furniture and Home Furnishings Retailers
SOURCE: U.S. Bureau of Labor Statistics (bls.gov) | DATASET: CPI | FREQUENCY: Monthly | LAST UPDATED: 2024-02-17 21:27:01 UTC



NAME: Clocks, lamps, and decorator items in U.S. city average, all urban consumers, not seasonally adjusted

TOP CATEGORY*: Furniture, Home Furnishings, Electronics, and Appliance Retailers | SUB CATEGORY*: Electronics and Appliance Retailers

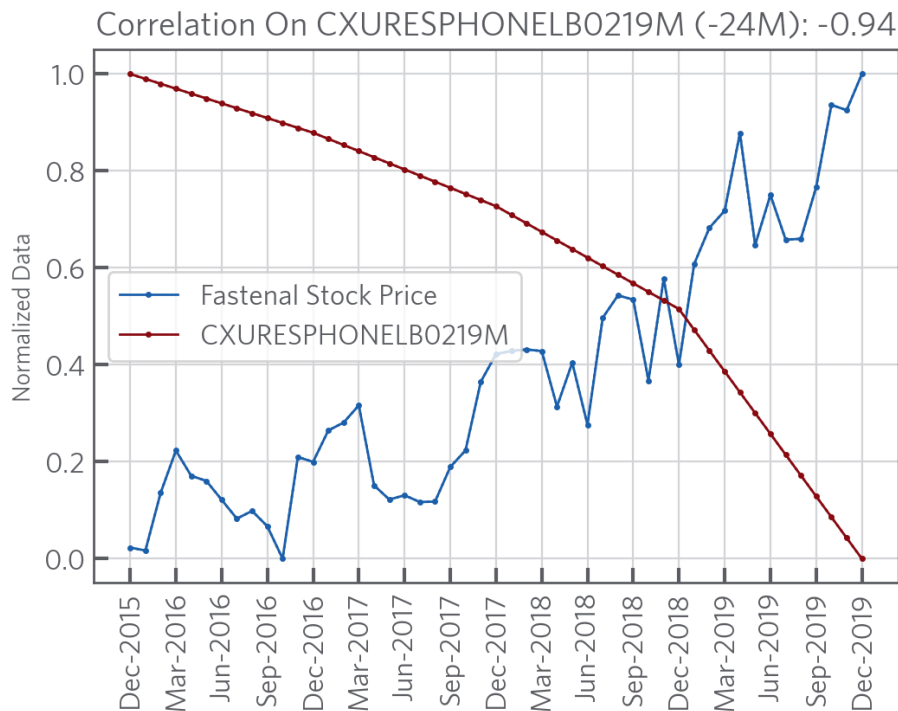
SOURCE: U.S. Bureau of Labor Statistics (bls.gov) | DATASET: CPI | FREQUENCY: Monthly | LAST UPDATED: 2024-02-17 21:27:08 UTC



NAME: Residential phone service, VOIP, and phone cards by Income Range: \$15,000 to \$29,999

TOP CATEGORY*: Telecommunications | SUB CATEGORY*: All Other Telecommunications

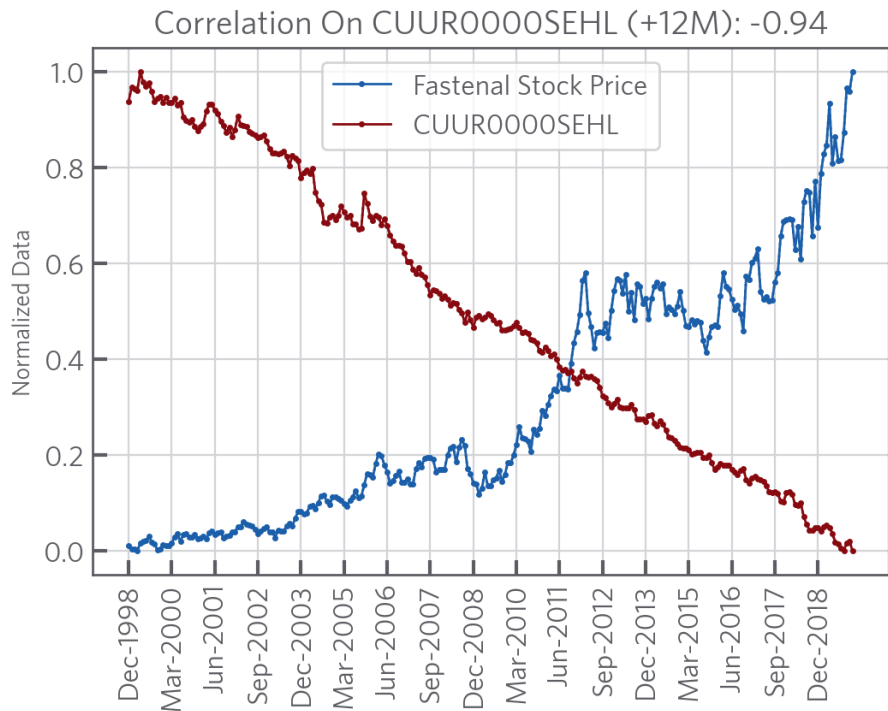
SOURCE: U.S. Bureau of Labor Statistics (bls.gov) | DATASET: CEX | FREQUENCY: Annually | LAST UPDATED: 2024-02-14 21:50:02 UTC



NAME: Other household equipment and furnishings in U.S. city average, all urban consumers, not seasonally adjusted

TOP CATEGORY*: Furniture, Home Furnishings, Electronics, and Appliance Retailers | SUB CATEGORY*: Furniture and Home Furnishings Retailers

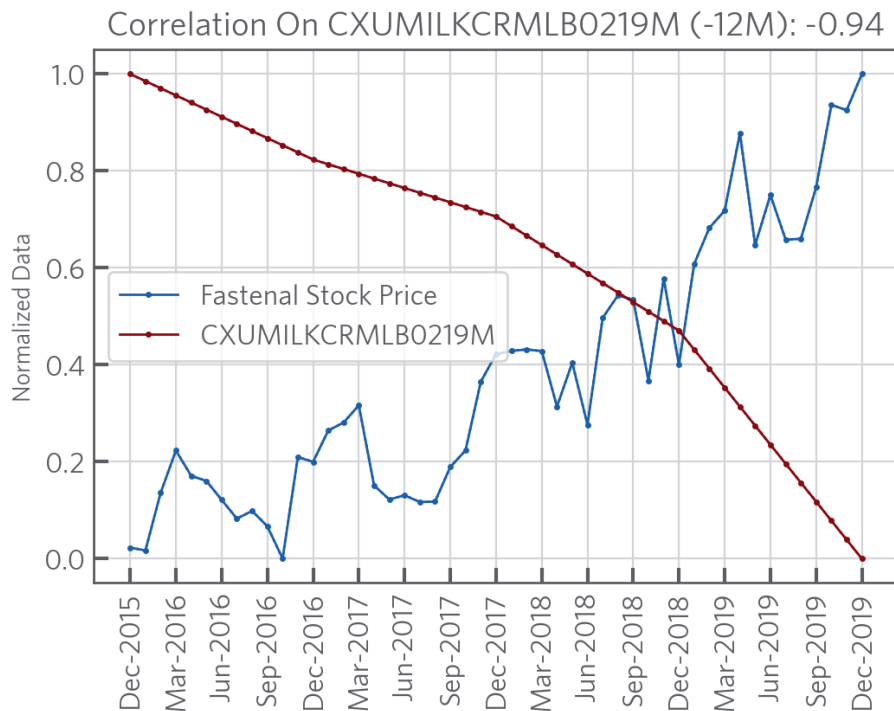
SOURCE: U.S. Bureau of Labor Statistics (bls.gov) | DATASET: CPI | FREQUENCY: Monthly | LAST UPDATED: 2024-02-17 21:27:08 UTC



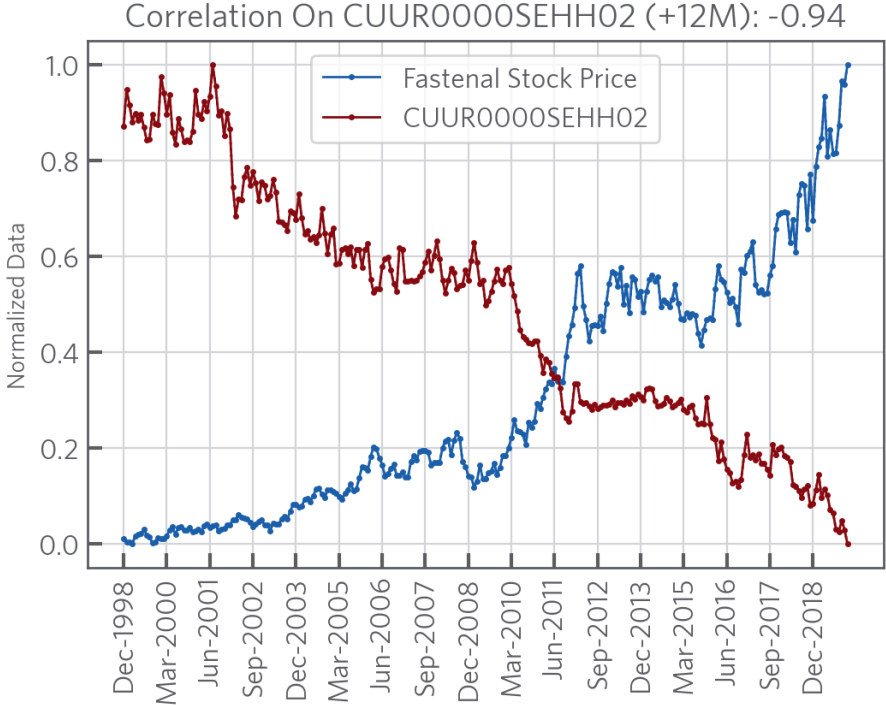
NAME: Fresh milk and cream by Income Range: \$15,000 to \$29,999

TOP CATEGORY*: Food Manufacturing | SUB CATEGORY*: Dairy Product Manufacturing

SOURCE: U.S. Bureau of Labor Statistics (bls.gov) | DATASET: CEX | FREQUENCY: Annually | LAST UPDATED: 2024-02-14 21:36:59 UTC



NAME: Window coverings in U.S. city average, all urban consumers, not seasonally adjusted
 TOP CATEGORY*: Furniture, Home Furnishings, Electronics, and Appliance Retailers | SUB CATEGORY*: Furniture and Home Furnishings Retailers
 SOURCE: U.S. Bureau of Labor Statistics (bls.gov) | DATASET: CPI | FREQUENCY: Monthly | LAST UPDATED: 2024-02-17 21:27:01 UTC

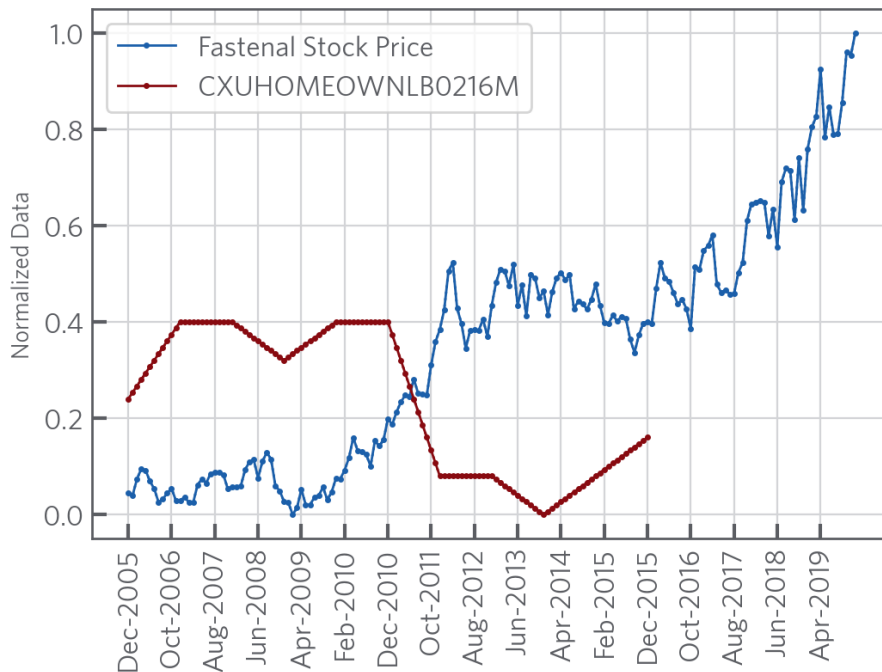


NAME: Percent Homeowner by Income Range: \$120,000 to \$149,999 before tax income(from 2003)

TOP CATEGORY*: Real Estate | SUB CATEGORY*: Lessors of Real Estate

SOURCE: U.S. Bureau of Labor Statistics (bls.gov) | DATASET: CEX | FREQUENCY: Annually | LAST UPDATED: 2024-02-14 21:30:44 UTC

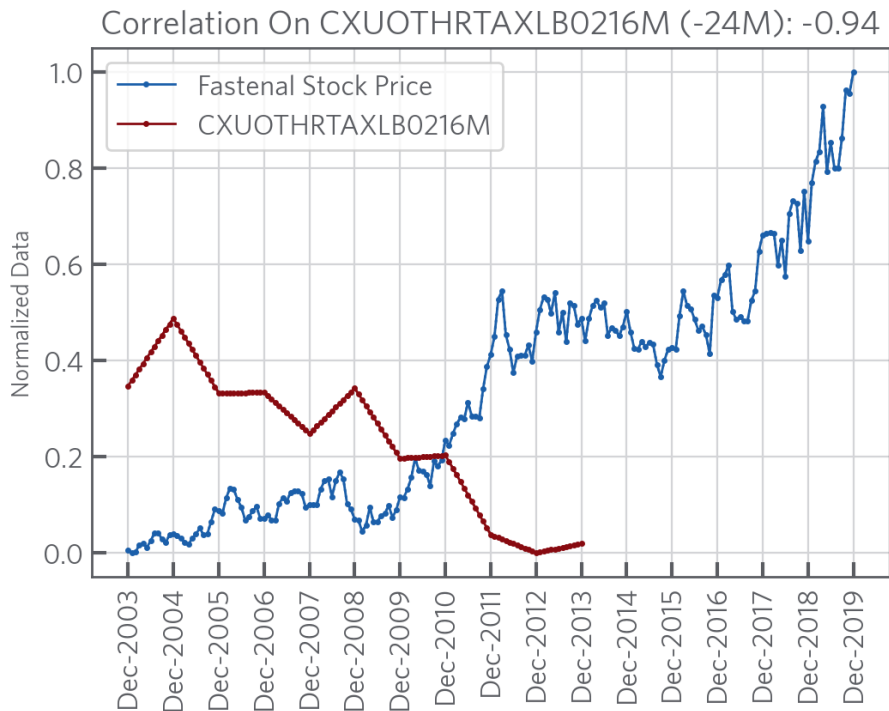
Correlation On CXUHOMEOWNLB0216M (+24M): -0.94



NAME: Other taxes by Income Range: \$120,000 to \$149,999 before tax income(from 2003)

TOP CATEGORY*: Professional, Scientific, and Technical Services | SUB CATEGORY*: Accounting, Tax Preparation, Bookkeeping, and Payroll Services

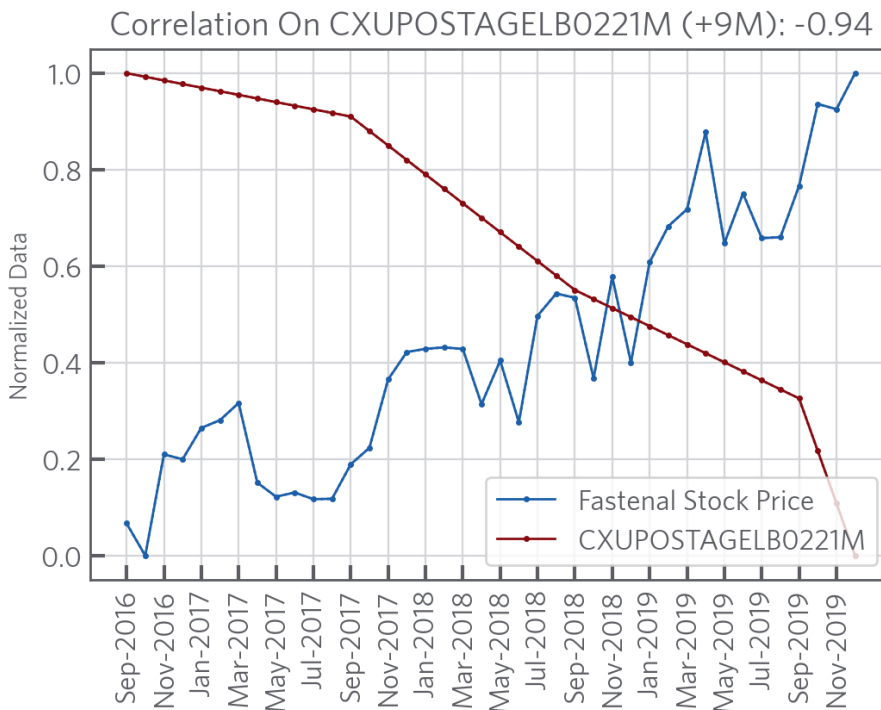
SOURCE: U.S. Bureau of Labor Statistics (bls.gov) | DATASET: CEX | FREQUENCY: Annually | LAST UPDATED: 2024-02-14 21:43:28 UTC



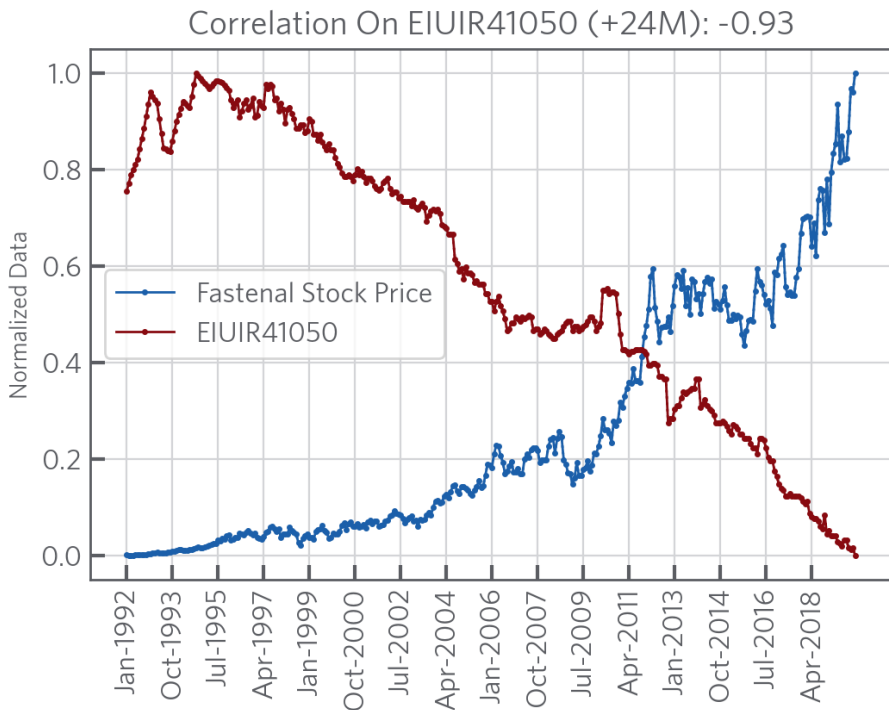
NAME: Postage and stationery by Income Range: \$100,000 to \$149,999

TOP CATEGORY*: Sporting Goods, Hobby, Musical Instrument, Book, and Miscellaneous Retailers | SUB CATEGORY*: Office Supplies, Stationery, and Gift Retailers

SOURCE: U.S. Bureau of Labor Statistics (bls.gov) | DATASET: CEX | FREQUENCY: Annually | LAST UPDATED: 2024-02-14 21:47:39 UTC



NAME: Monthly import price index for BEA End Use 41050, Other Household Goods, not seasonally adjusted
TOP CATEGORY*: Merchant Wholesalers, Durable Goods | SUB CATEGORY*: Miscellaneous Durable Goods Merchant Wholesalers
SOURCE: U.S. Bureau of Labor Statistics (bls.gov) | DATASET: IPP | FREQUENCY: Monthly | LAST UPDATED: 2024-02-17 21:47:46 UTC

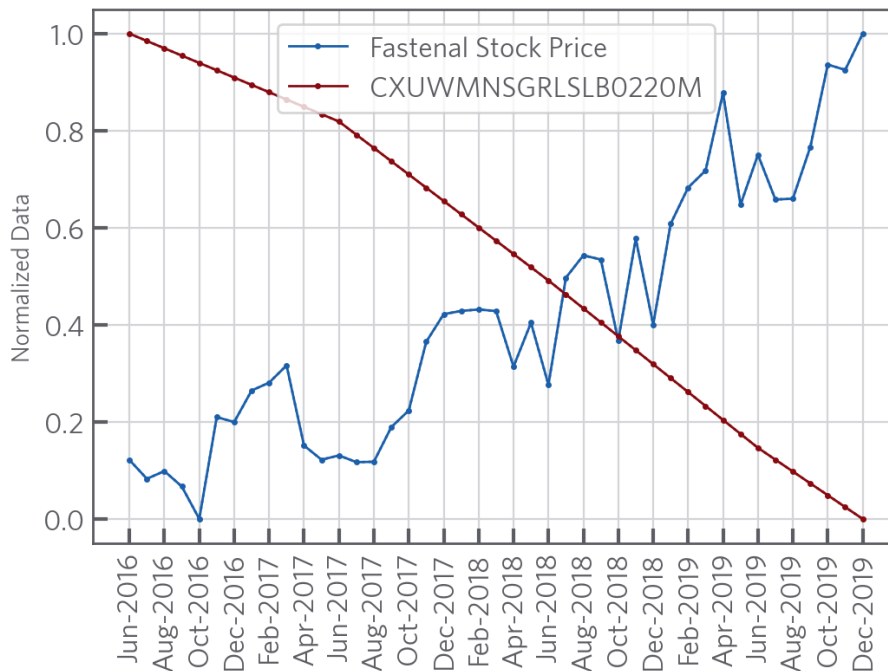


NAME: Apparel, Women and girls by Income Range: \$70,000 to \$99,999

TOP CATEGORY*: Clothing, Clothing Accessories, Shoe, and Jewelry Retailers | SUB CATEGORY*: Jewelry, Luggage, and Leather Goods Retailers

SOURCE: U.S. Bureau of Labor Statistics (bls.gov) | DATASET: CEX | FREQUENCY: Annually | LAST UPDATED: 2024-02-14 21:57:41 UTC

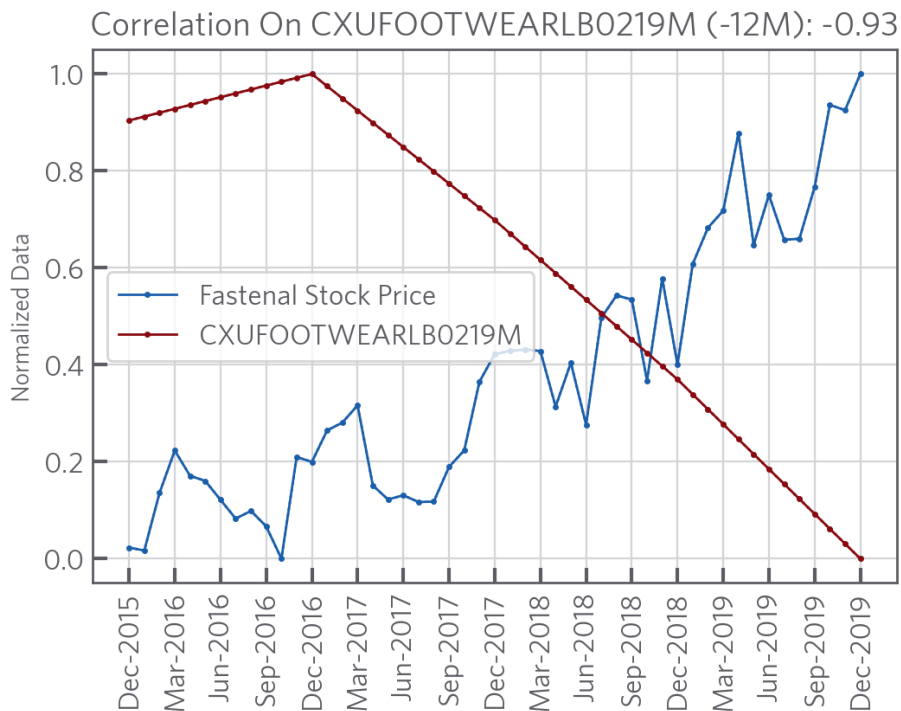
Correlation On CXUWMNSGRLSLB0220M (+6M): -0.93



NAME: Footwear by Income Range: \$15,000 to \$29,999

TOP CATEGORY*: Leather and Allied Product Manufacturing | SUB CATEGORY*: Footwear Manufacturing

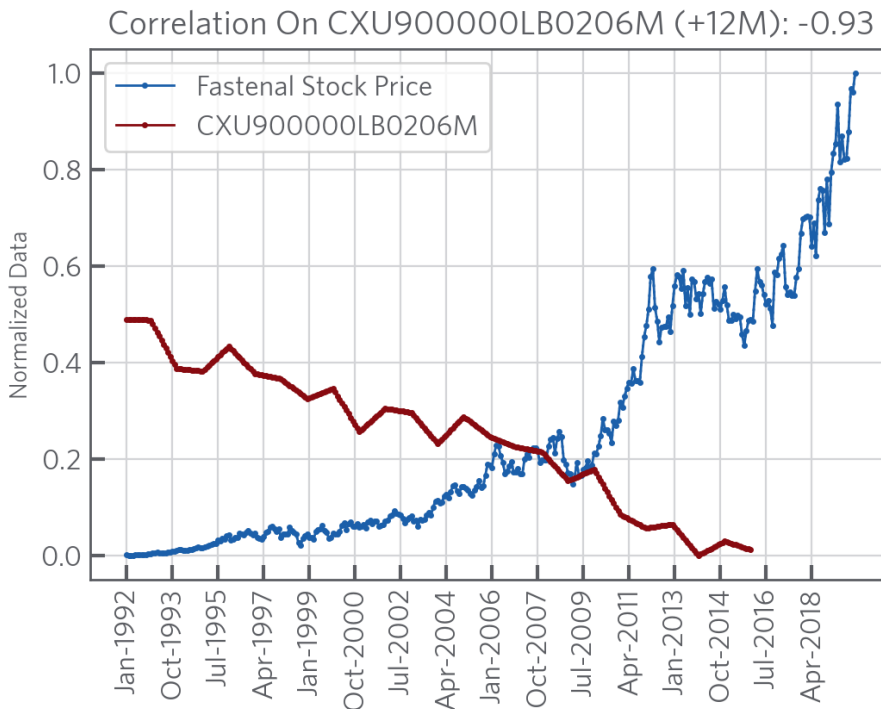
SOURCE: U.S. Bureau of Labor Statistics (bls.gov) | DATASET: CEX | FREQUENCY: Annually | LAST UPDATED: 2024-02-14 21:24:54 UTC



NAME: Wages and salaries by Income Range: \$20,000 to \$29,999 before tax income

TOP CATEGORY*: Professional, Scientific, and Technical Services | SUB CATEGORY*: Accounting, Tax Preparation, Bookkeeping, and Payroll Services

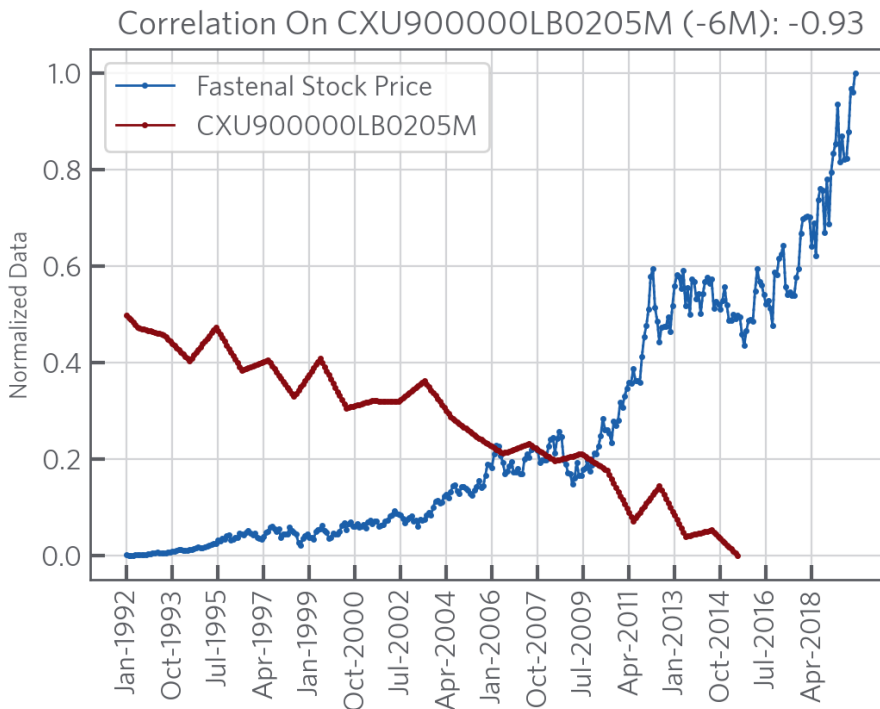
SOURCE: U.S. Bureau of Labor Statistics (bls.gov) | DATASET: CEX | FREQUENCY: Annually | LAST UPDATED: 2024-02-14 21:07:28 UTC



NAME: Wages and salaries by Income Range: \$15,000 to \$19,999 before tax income

TOP CATEGORY*: Professional, Scientific, and Technical Services | SUB CATEGORY*: Accounting, Tax Preparation, Bookkeeping, and Payroll Services

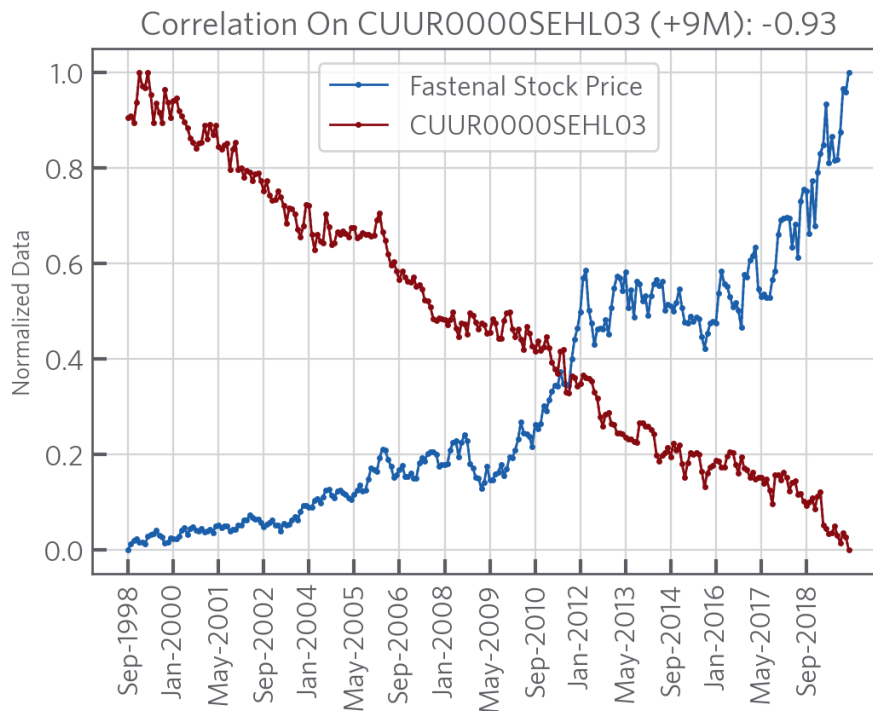
SOURCE: U.S. Bureau of Labor Statistics (bls.gov) | DATASET: CEX | FREQUENCY: Annually | LAST UPDATED: 2024-02-14 21:07:28 UTC



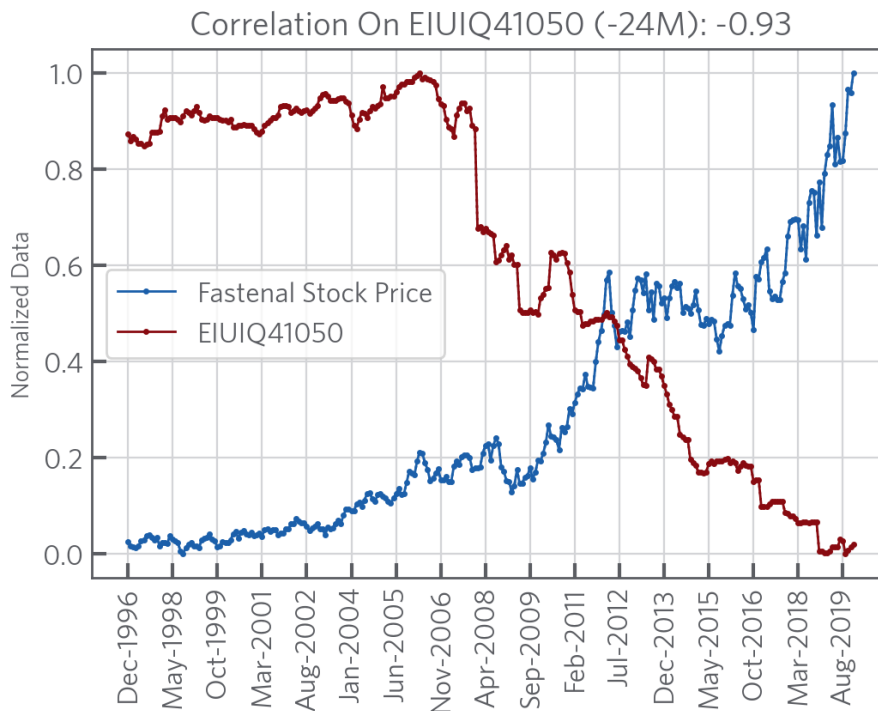
NAME: Dishes and flatware in U.S. city average, all urban consumers, not seasonally adjusted

TOP CATEGORY*: Furniture and Related Product Manufacturing | SUB CATEGORY*: Household and Institutional Furniture and Kitchen Cabinet Manufacturing

SOURCE: U.S. Bureau of Labor Statistics (bls.gov) | DATASET: CPI | FREQUENCY: Monthly | LAST UPDATED: 2024-02-17 21:27:08 UTC



NAME: Monthly export price index for BEA End Use 41050, Other household goods, not seasonally adjusted
TOP CATEGORY*: Merchant Wholesalers, Durable Goods | SUB CATEGORY*: Miscellaneous Durable Goods Merchant Wholesalers
SOURCE: U.S. Bureau of Labor Statistics (bls.gov) | DATASET: IPP | FREQUENCY: Monthly | LAST UPDATED: 2024-02-17 21:47:24 UTC



NAME: Personal services by Income Range: \$100,000 to \$149,999

TOP CATEGORY*: Personal and Laundry Services | SUB CATEGORY*: Other Personal Services

SOURCE: U.S. Bureau of Labor Statistics (bls.gov) | DATASET: CEX | FREQUENCY: Annually | LAST UPDATED: 2024-02-14 21:28:57 UTC

